

DABMAR LIGHTING



**DABMAR**  
LIGHTING

**QUALITY** *You*  
*Can* **TRUST**



**ARCHITECTURAL and OUTDOOR LIGHTING**

2140 Eastman Ave . Oxnard, CA . 93030 . T: 805.604.9090 . F: 805.604.9050 . [www.Dabmar.com](http://www.Dabmar.com)





Dan Davidson founded Dabmar Lighting, Inc. in 1990. Dan, a then successful certified and licensed Electrical Contractor, began his visionary journey in the lighting industry by providing energy efficient ceiling and wall lighting fixtures to the California marketplace. Dabmar has become one of the most respected names in lighting. While competitors extend their delivery time, Dabmar responds to customer needs with available inventory on all cataloged items. Dabmar has the ability to ship same day from its 50,000 square foot facility conveniently located in Southern California. Historically Dabmar has been recognized as the source with the **Lowest Prices For The Best Quality Product** in the nation. Today Dabmar is a manufacturer of high quality fixtures for residential, commercial and industrial use. The full product line includes many styles of Landscape, Decorative Posts, High Intensity Discharge, LED and Fluorescent Lighting Fixtures for outdoor and indoor applications.

**DABMAR... QUALITY... SERVICE... VALUE**







Dabmar warrants its products against workmanship defects (determined by Dabmar) for a period of one (1) year from the date of shipment and agrees to repair or replace any such product without charge during indicated period of time. LAMPS are warranted for a period not exceeding fifty percent (50%) of published life of the lamp from the day of shipment. BALLASTS are warranted for a period of one (1) year from the date of shipment. Materials are warranted as follows: BRASS is warranted for a period of ten (10) years from the date of shipment. COPPER is warranted for a period of seven (7) years from the date of shipment. STAINLESS STEEL is warranted for a period of five (5) years from the date of shipment. FIBERGLASS is warranted for a period of three (3) years from the date of shipment. CAST ALUMINUM and PLASTIC is warranted for a period of one (1) year from the date of shipment.

This warranty extends only to the buyer of the product. Proof of purchase in the form of original receipt is required by Dabmar before warranty performance is rendered.

This warranty covers product failure due only to material and workmanship defects which occurs in normal use of product. Warranty does not cover product failure due to misuse, abuse, lack of reasonable care, alteration, improper installation, subjecting product to any but the specified electrical voltage, age or any other failure not resulting from defects of materials or workmanship.

Damage resulting from discoloration is not covered by this warranty.

Separately purchased non-Dabmar products including lamps are not covered by this warranty and if used with Dabmar product will void any and all warranty allowed.

Dabmar does not reimburse customers for any cost of labor, service or other costs related to product warranty.

There are no other warranties inferred or implied except as stated herein.

Dabmar shall not be liable for incidental, special or consequential damages resulting from the use of the products or arising from any breach of this warranty.

Extended and special warranty requests will be considered only at a time of quotation.

To obtain warranty service contact Dabmar Warranty Department. Have the product model number, date of purchase and invoice number available when you call Dabmar. A Customer Service Representative shall advise necessary action. Any product requiring return to Dabmar will be subject to Dabmar Return Policy.





## TERMS AND CONDITIONS

**MINIMUM ORDER:** Initial one thousand five hundred dollar (\$1500.00) order is required to become a stocking distributor. Minimum billing amount is fifty dollars (\$50.00). Any orders under minimum billing amount are subject to a service charge.

**PAYMENT TERMS:** Dabmar mandates net thirty (30) day payment on approved credit. An early payment discount of one point five percent (1.5%) will be allowed on payments made within ten (10) days of the invoice date. An additional service charge of twenty five dollars (\$25.00) per check will be placed on any checks returned by the bank for reason of non-sufficient funds (NSF). Replacement payment must be made immediately by cashiers check or money order in the corrected amount. All past due payments are subject to one point five percent (1.5%) finance charge in addition to the original invoice amount or the highest lawful rate of finance charge per month applicable under the State Law. No orders will be shipped until all past due payments are made in full. Wire-transfer payments are subject to an additional fifteen dollar (\$15.00) service charge per transfer.

**TRANSPORTATION:** All shipments are FOB Oxnard, CA with a freight allowance on shipments totaling fifteen hundred dollars (\$1500.00) net or more on shipments within the Continental United States to one destination. Partial shipments requested by the customer and bound to one or more destinations must each total fifteen hundred dollars (\$1500.00) net to be freight allowed. Routing of shipments are at the discretion of Dabmar. Whenever practical, Dabmar will honor customer's special requests, provided freight cost are assumed by the customer.

**FREIGHT CLAIMS:** When the freight carrier takes receipt of products, title of the products passes from Dabmar to the customer. All damage or loss claims must be filed directly with the carrier.

**RETURN MATERIAL AUTHORIZATION:** Regardless of the nature of the return all returned products must be accompanied by a Return Merchandise Authorization (RMA) number issued by Dabmar. Freight must be prepaid by the customer. The RMA number must be clearly printed on the return carton(s) and referenced on all documents pertaining to the return. Any cartons returned without Dabmar's RMA number will be refused. All products returned for credit are subject to factory inspection for resalable condition. Credits may be reduced by costs incurred by bringing products to resalable condition. Except for products considered by Dabmar to be defective in material or workmanship, all returns are subject to a restocking fee charged in the amount of twenty percent (20%) of the original invoice amount. All products must be returned in their original cartons. Non-stock orders accepted by Dabmar for modified, customized production or obsolete items are not cancelable, not returnable and not refundable. All shipments refused by the customer are subject to a restocking fee charged in the amount of thirty percent (30%) of the original invoice amount as well as freight cost both ways.

**QUOTES & PRICING:** All Dabmar prices are subject to change without notice. All merchandise will be billed at prices in effect at time of shipment. Federal, State and Local Sales Taxes are not included in published or quoted prices. All quotations are subject to Dabmar's standard terms and conditions. Quotations are valid for a period of thirty (30) days from the date quoted, unless otherwise stated. Prices on confirmed held orders will be valid for sixty (60) days, unless otherwise stated. All quotation requests must reference specific quotation number and job name.

**PURCHASE ORDERS & CANCELLATIONS:** Any purchase order or purchase order cancellation must be submitted in writing and is subject for approval by Dabmar. Order cancellation (if approved) must be confirmed by Dabmar in writing and is subject to cancellation fee(s).

**DELIVERY SCHEDULES:** Dabmar shall not be in any way responsible for failure(s) or delay(s) in the fulfillment or execution of orders or shipments which are directly or indirectly caused by conditions of war, national or international emergencies, sabotage, inadequate transportation facilities, inability to secure raw materials or supplies including fuel and power, fire, flood, windstorms or other acts of God, strikes, lock-outs or other labor disturbances, orders by local authorities or any cause similar or of different kind which is beyond reasonable control of Dabmar.

**BACK ORDERS:** Any and all Dabmar items not available in stock at the time of scheduled shipment are automatically placed on back order status and shipped as soon as they are available and are back in stock. Customers that do not wish to receive back ordered items are required to submit an immediate written notification to Dabmar.





# TABLE OF CONTENTS



POST AND WALL LIGHTS

PG. 1 - 27



BOLLARD LIGHTS

PG. 28 - 34



WALL LIGHTS

PG. 35 - 44



HID WALL LIGHTS

PG. 45 - 48



CEILING LIGHTS

PG. 49 - 51



HID CEILING LIGHTS

PG. 52 - 54



HID FLOOD / SPOT LIGHTS

PG. 55 - 59



ADDRESS NUMBER AND  
UNDER THE CABINET LIGHTS

PG. 60 - 61



REPLACEMENT BALLASTS

PG. 62 - 68



LIGHT BULBS


PG. 69 - 77




REPLACEMENT PARTS

PG. 78







BLACK



WHITE



VERDE GREEN



BRONZE



DECORATIVE



LIGHTS





GM485



GM4805



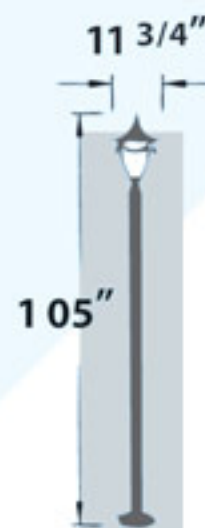
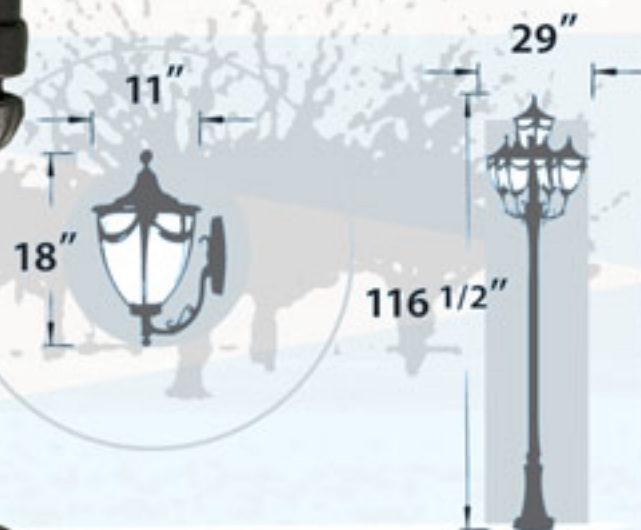
GM4803



GM4801



GM480



POST, POST TOP AND WALL FIXTURES  
MATERIAL: POWDER COATED CAST ALUMINUM  
LENS: ACRYLIC  
UL LISTED  
AVAILABLE FINISH: BLACK, WHITE, VERDE GREEN

GM480	INCAND.	120V	60W	LAMP NOT INCLUDED
GM485	INCAND.	120V	60W	LAMP NOT INCLUDED
GM4801	INCAND.	120V	60W	LAMP NOT INCLUDED
GM4803	3 x INCAND.	120V	180W	LAMP NOT INCLUDED
GM4805	5 x INCAND.	120V	300W	LAMP NOT INCLUDED

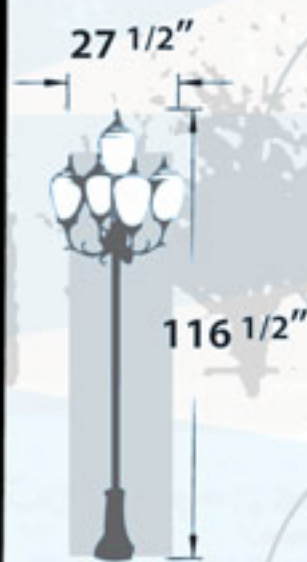




GM4001



GM4003



GM4005



GM290



GM285

POST, POST TOP AND WALL FIXTURES  
 MATERIAL: POWDER COATED CAST ALUMINUM  
 LENS: ACRYLIC  
 UL LISTED  
 AVAILABLE FINISH: BLACK, WHITE, VERDE GREEN

GM285	INCAND.	120V	60W	LAMP NOT INCLUDED
GM290	INCAND.	120V	60W	LAMP NOT INCLUDED
GM4001	INCAND.	120V	60W	LAMP NOT INCLUDED
GM4003	3 x INCAND.	120V	180W	LAMP NOT INCLUDED
GM4005	5 x INCAND.	120V	300W	LAMP NOT INCLUDED







POST TOP AND WALL FIXTURES  
 MATERIAL: POWDER COATED CAST ALUMINUM  
 GLOBE: ACRYLIC  
 UL LISTED  
 AVAILABLE FINISH: BLACK, WHITE, VERDE GREEN

GM982	INCAND.	120V	60W	LAMP NOT INCLUDED
GM985	INCAND.	120V	60W	LAMP NOT INCLUDED
GM986	INCAND.	120V	60W	LAMP NOT INCLUDED







POST, POST TOP AND WALL FIXTURES  
 MATERIAL: POWDER COATED CAST ALUMINUM  
 GLOBE: ACRYLIC  
 UL LISTED  
 AVAILABLE FINISH: BLACK, WHITE, VERDE GREEN

GM970	INCAND.	120V	60W	LAMP NOT INCLUDED
GM972	INCAND.	120V	60W	LAMP NOT INCLUDED
GM9701	INCAND.	120V	60W	LAMP NOT INCLUDED
GM9703	3 x INCAND.	120V	180W	LAMP NOT INCLUDED
GM9705	5 x INCAND.	120V	300W	LAMP NOT INCLUDED








GM245



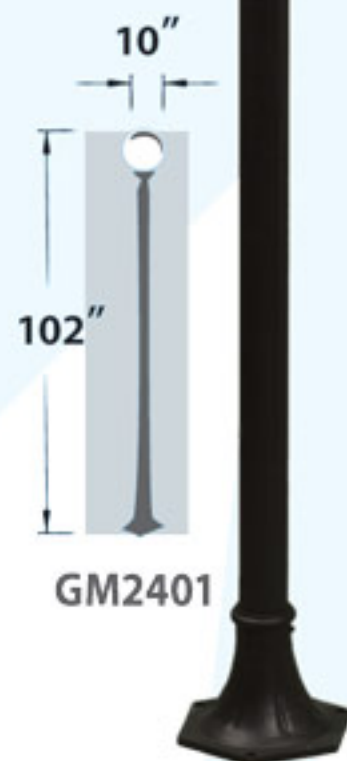
GM240



GM2405



GM2403



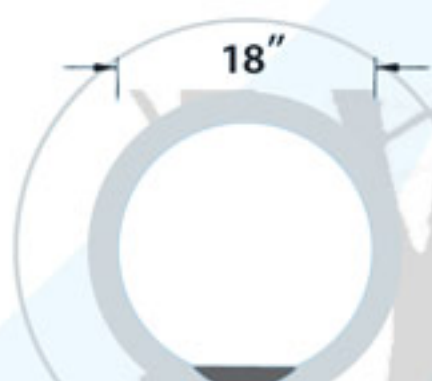
GM2401

POST, POST TOP AND WALL FIXTURES  
 MATERIAL: POWDER COATED CAST ALUMINUM  
 GLOBE: ACRYLIC  
 UL LISTED  
 AVAILABLE FINISH: BLACK, WHITE, VERDE GREEN

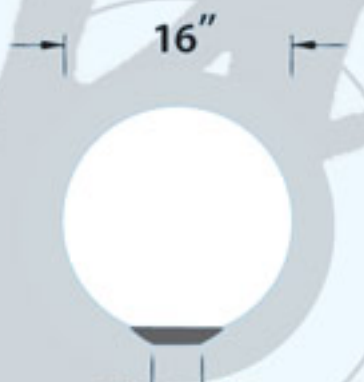
GM240	INCAND.	120V	60W	LAMP NOT INCLUDED
GM245	INCAND.	120V	60W	LAMP NOT INCLUDED
GM2401	INCAND.	120V	60W	LAMP NOT INCLUDED
GM2403	3 x INCAND.	120V	180W	LAMP NOT INCLUDED
GM2405	5 x INCAND.	120V	300W	LAMP NOT INCLUDED



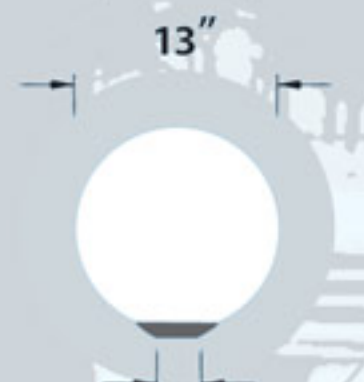




3" ID  
D7018



3" ID  
D7016



3" ID  
D7000



D7000

POST TOP FIXTURE  
BASE MATERIAL: POWDER COATED CAST ALUMINUM  
UL LISTED  
GLOBE: POLYETHYLENE  
AVAILABLE BASE FINISH: BLACK, WHITE, VERDE GREEN

D7000	INCAND.	120V	60W	13"	LAMP NOT INCLUDED
D7016	INCAND.	120V	150W	16"	LAMP NOT INCLUDED
D7018	INCAND.	120V	150W	18"	LAMP NOT INCLUDED
D7100	PL13	120V	13W	13"	LAMP INCLUDED
D7200	2 x PL13	120V	26W	13"	LAMP INCLUDED
D7250	CFL	120V	50W	16"	LAMP INCLUDED
D7335	HPS	120V	35W	16"	LAMP INCLUDED
D7350	HPS	120V	50W	16"	LAMP INCLUDED
D7370	HPS	120V	70W	16"	LAMP INCLUDED
D7400	HPS	120V	100W	18"	LAMP INCLUDED
D7450	HPS	120V	150W	18"	LAMP INCLUDED



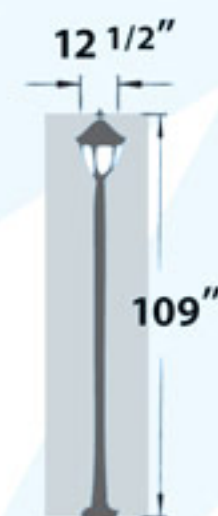




GM555



GM552



GM5501

POST, POST TOP AND WALL FIXTURES  
MATERIAL: POWDER COATED CAST ALUMINUM  
LENS: ACRYLIC  
UL LISTED

AVAILABLE FINISH: BLACK, WHITE, VERDE GREEN

GM552	INCAND.	120V	60W	LAMP NOT INCLUDED
GM555	INCAND.	120V	60W	LAMP NOT INCLUDED
GM5501	INCAND.	120V	60W	LAMP NOT INCLUDED







POST AND WALL FIXTURES  
MATERIAL: POWDER COATED CAST ALUMINUM  
GM9903, GM996 LENS: GLASS  
AVAILABLE FINISH: BLACK, WHITE  
GM9303 IS AVAILABLE IN BLACK, WHITE, BRONZE

GM996	INCAND.	120V	60W	LAMP NOT INCLUDED
GM997	INCAND.	120V	60W	LAMP NOT INCLUDED
GM9303	3 x INCAND.	120V	180W	LAMP NOT INCLUDED
GM9903	3 x INCAND.	120V	180W	LAMP NOT INCLUDED
GM9913	3 x INCAND.	120V	180W	LAMP NOT INCLUDED



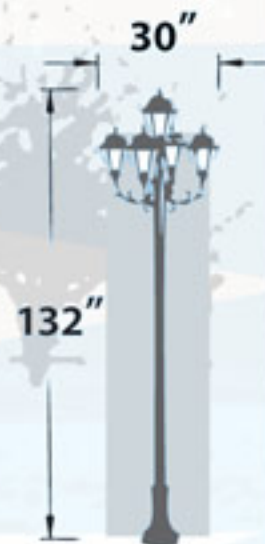





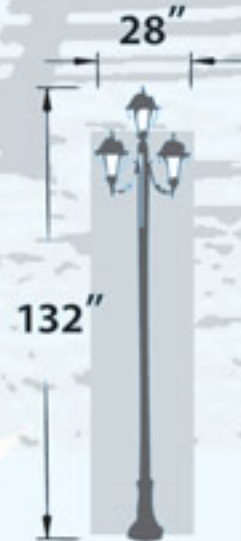
GM135



GM1305



GM1303



GM1301



GM136



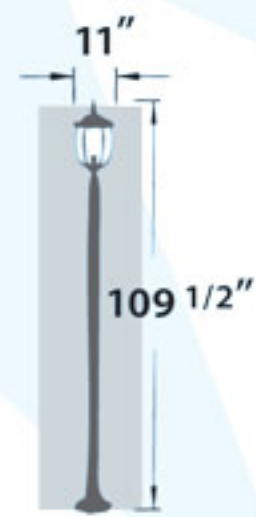
GM132



POST, POST TOP AND WALL FIXTURES  
 MATERIAL: POWDER COATED CAST ALUMINUM  
 LENS: HEAT RESISTANT, TEMPERED, BEVELED GLASS  
 UL LISTED  
 AVAILABLE FINISH: BLACK, WHITE, VERDE GREEN

GM132	INCAND.	120V	60W	LAMP NOT INCLUDED
GM135	INCAND.	120V	60W	LAMP NOT INCLUDED
GM136	INCAND.	120V	60W	LAMP NOT INCLUDED
GM1301	INCAND.	120V	60W	LAMP NOT INCLUDED
GM1303	3 x INCAND.	120V	180W	LAMP NOT INCLUDED
GM1305	5 x INCAND.	120V	300W	LAMP NOT INCLUDED





GM3001



GM3004



GM3003



GM3005



GM105



GM106



GM102

POST, POST TOP AND WALL FIXTURES  
MATERIAL: POWDER COATED CAST ALUMINUM  
LENS: HEAT RESISTANT, TEMPERED, BEVELED GLASS  
UL LISTED  
AVAILABLE FINISH: BLACK, WHITE, VERDE GREEN

GM102	INCAND.	120V	60W	LAMP NOT INCLUDED
GM105	INCAND.	120V	60W	LAMP NOT INCLUDED
GM106	INCAND.	120V	60W	LAMP NOT INCLUDED
GM3001	INCAND.	120V	60W	LAMP NOT INCLUDED
GM3003	3 x INCAND.	120V	180W	LAMP NOT INCLUDED
GM3004	4 x INCAND.	120V	240W	LAMP NOT INCLUDED
GM3005	5 x INCAND.	120V	300W	LAMP NOT INCLUDED







GM116



GM115



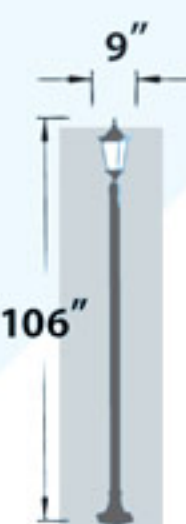
GM112



GM1105



GM1103



GM1101

POST, POST TOP AND WALL FIXTURES  
 MATERIAL: POWDER COATED CAST ALUMINUM  
 LENS: ACRYLIC  
 UL LISTED  
 AVAILABLE FINISH: BLACK, WHITE, VERDE GREEN

GM112	INCAND.	120V	60W	LAMP NOT INCLUDED
GM115	INCAND.	120V	60W	LAMP NOT INCLUDED
GM116	INCAND.	120V	60W	LAMP NOT INCLUDED
GM1101	INCAND.	120V	60W	LAMP NOT INCLUDED
GM1103	3 x INCAND.	120V	180W	LAMP NOT INCLUDED
GM1105	5 x INCAND.	120V	300W	LAMP NOT INCLUDED





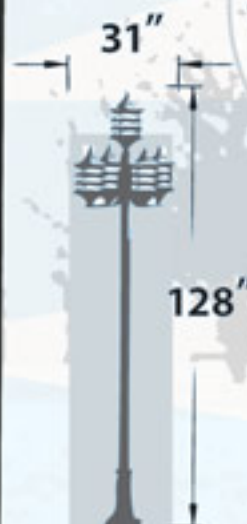
GM1801



GM1803



GM1805



GM185



GM186



GM182

POST, POST TOP AND WALL FIXTURES  
MATERIAL: POWDER COATED CAST ALUMINUM  
LENS: WHITE OR CLEAR POLYCARBONATE  
UL LISTED  
AVAILABLE FINISH: BLACK, WHITE, VERDE GREEN

GM182	INCAND.	120V	60W	LAMP NOT INCLUDED
GM185	INCAND.	120V	60W	LAMP NOT INCLUDED
GM186	INCAND.	120V	60W	LAMP NOT INCLUDED
GM1801	INCAND.	120V	60W	LAMP NOT INCLUDED
GM1803	3 x INCAND.	120V	180W	LAMP NOT INCLUDED
GM1805	5 x INCAND.	120V	300W	LAMP NOT INCLUDED



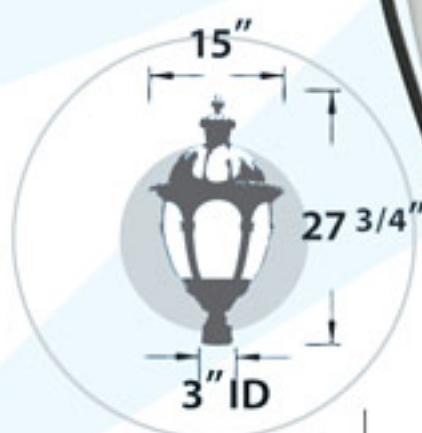




GM936



GM935



POST TOP AND WALL FIXTURES  
 MATERIAL: POWDER COATED CAST ALUMINUM  
 LENS: HEAT RESISTANT, TEMPERED GLASS  
 UL LISTED  
 AVAILABLE FINISH: BLACK, BRONZE

GM935	INCAND.	120V	60W	LAMP NOT INCLUDED
GM936	INCAND.	120V	60W	LAMP NOT INCLUDED







POST TOP AND WALL FIXTURES  
 MATERIAL: POWDER COATED CAST ALUMINUM  
 LENS: HEAT RESISTANT, TEMPERED GLASS  
 GM235 IS AVAILABLE WITH BEVELED GLASS  
 UL LISTED  
 AVAILABLE FINISH: BLACK, VERDE GREEN

GM440	INCAND.	120V	60W	LAMP NOT INCLUDED
GM460	INCAND.	120V	60W	LAMP NOT INCLUDED
GM235	INCAND.	120V	60W	LAMP NOT INCLUDED







GM802



GM812

**WALL FIXTURE**

MATERIAL: POWDER COATED CAST ALUMINUM

LENS: HEAT RESISTANT, TEMPERED GLASS

UL LISTED

AVAILABLE FINISH: BLACK, BRONZE, VERDE GREEN

GM802	INCAND.	120V	60W	LAMP NOT INCLUDED
GM803-ES	DL- S13- GU24	120V	13W	LAMP INCLUDED
GM804-ES	DL- S26- GU24	120V	26W	LAMP INCLUDED
GM805	35HPS	120V	35W	LAMP INCLUDED
GM806	CFL	120V	50W	LAMP INCLUDED
GM807	50HPS	120V	50W	LAMP INCLUDED
GM808	70HPS	120V	70W	LAMP INCLUDED
GM809	50MH	120V	50W	LAMP INCLUDED
GM810	70MH	120V	70W	LAMP INCLUDED

**POST TOP FIXTURE**

MATERIAL: POWDER COATED CAST ALUMINUM

LENS: HEAT RESISTANT, TEMPERED GLASS

UL LISTED

AVAILABLE FINISH: BLACK, BRONZE, VERDE GREEN

GM812	INCAND.	120V	60W	LAMP NOT INCLUDED
GM814	DL- S13- GU24	120V	13W	LAMP INCLUDED
GM815	DL- S26- GU24	120V	26W	LAMP INCLUDED
GM835	35HPS	120V	35W	LAMP INCLUDED
GM848	CFL	120V	50W	LAMP INCLUDED
GM850	50HPS	120V	50W	LAMP INCLUDED
GM870	70HPS	120V	70W	LAMP INCLUDED
GM880	100HPS	120V	100W	LAMP INCLUDED
GM891	50MH	120V	50W	LAMP INCLUDED
GM892	70MH	120V	70W	LAMP INCLUDED
GM893	100MH	120V	100W	LAMP INCLUDED







GM712



POST TOP FIXTURE

MATERIAL: POWDER COATED CAST ALUMINUM

LENS: ACRYLIC

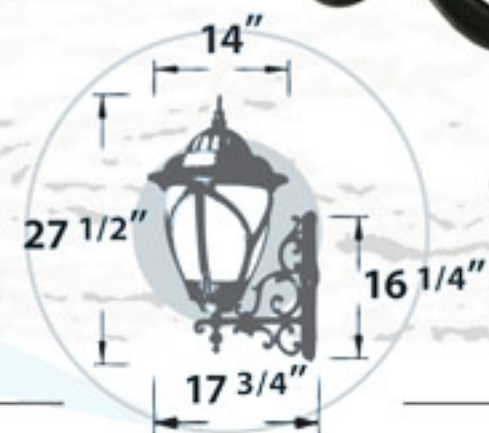
UL LISTED

AVAILABLE FINISH: BLACK, BRONZE, VERDE GREEN

GM712	INCAND.	120V	60W	LAMP NOT INCLUDED
GM720	DL- 513-GU24	120V	13W	LAMP INCLUDED
GM721	DL-526-GU24	120V	26W	LAMP INCLUDED
GM735	35HPS	120V	35W	LAMP INCLUDED
GM748	CFL	120V	50W	LAMP INCLUDED
GM750	50HPS	120V	50W	LAMP INCLUDED
GM770	70HPS	120V	70W	LAMP INCLUDED
GM791	50MH	120V	50W	LAMP INCLUDED
GM795	70MH	120V	70W	LAMP INCLUDED



GM702



WALL FIXTURE

MATERIAL: POWDER COATED CAST ALUMINUM

LENS: ACRYLIC

UL LISTED

AVAILABLE FINISH: BLACK, BRONZE, VERDE GREEN

GM702	INCAND.	120V	60W	LAMP NOT INCLUDED
GM703-ES	DL- 513-GU24	120V	13W	LAMP INCLUDED
GM704-ES	DL-526-GU24	120V	26W	LAMP INCLUDED
GM705	35HPS	120V	35W	LAMP INCLUDED
GM706	CFL	120V	50W	LAMP INCLUDED
GM707	50HPS	120V	50W	LAMP INCLUDED
GM708	70HPS	120V	70W	LAMP INCLUDED
GM709	50MH	120V	50W	LAMP INCLUDED
GM710	70MH	120V	70W	LAMP INCLUDED





POST FIXTURE

MATERIAL: POWDER COATED CAST ALUMINUM

LENS: POLYCARBONATE

UL LISTED

AVAILABLE FINISH: BLACK

GM5600	70 MH/ DE	120V	70W	LAMP INCLUDED
GM5610	150 MH/ DE	120V	150W	LAMP INCLUDED
GM5620	100 MH/ DE	120V	100W	LAMP INCLUDED
GM5630	70 HPS/DE	120V	70W	LAMP INCLUDED
GM5640	100 HPS/DE	120V	100W	LAMP INCLUDED
GM5650	150 HPS/DE	120V	150W	LAMP INCLUDED

POST FIXTURE

MATERIAL: FIBERGLASS HOUSING WITH  
POWDER COATED CAST ALUMINUM TOP

LENS: ACRYLIC

UL LISTED

AVAILABLE FINISH: BLACK, BRONZE

TO SPECIFY MULTI-TAP PLEASE ADD - MT TO MODEL NUMBER

GM5800	70 HPS/ MED	120V	70W	LAMP INCLUDED
GM5810	100 HPS/ MED	120V	100W	LAMP INCLUDED
GM5820	150 HPS/ MED	120V	150W	LAMP INCLUDED
GM5830	70 MH/ MED	120V	70W	LAMP INCLUDED
GM5840	100 MH/ MED	120V	100W	LAMP INCLUDED
GM5850	150 MH/ MED	120V	150W	LAMP INCLUDED
GM5860	175 MH/ MOG	120V	175W	LAMP INCLUDED
GM5870	250 MH/ MOG	120V	250W	LAMP INCLUDED
GM5880	250 HPS/MOG	120V	250W	LAMP INCLUDED

POST FIXTURE

MATERIAL: POWDER COATED CAST ALUMINUM

LENS: POLYCARBONATE

UL LISTED

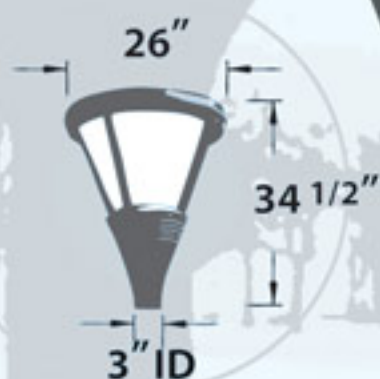
AVAILABLE FINISH: BLACK, BRONZE

GM6500	70 MH	120V	70W	LAMP INCLUDED
GM6510	150 HPS	120V	150W	LAMP INCLUDED
GM6520	100 HPS	120V	100W	LAMP INCLUDED
GM6530-100	100 MH	120V	100W	LAMP INCLUDED

• MULTI-TAP BALLAST - 120, 208, 240, 277 VOLT







GM580

POST TOP FIXTURE  
 MATERIAL: FIBERGLASS HOUSING WITH  
 POWDER COATED CAST ALUMINUM TOP  
 LENS: ACRYLIC  
 UL LISTED  
 AVAILABLE FINISH: BLACK, BRONZE  
 TO SPECIFY MULTI-TAP PLEASE ADD - MT TO MODEL NUMBER

GM580	70 HPS/MOG	120V	70W	LAMP INCLUDED
GM581	100 HPS/MOG	120V	100W	LAMP INCLUDED
GM582	150 HPS/MOG	120V	150W	LAMP INCLUDED
GM583	70 MH/ MOG	120V	70W	LAMP INCLUDED
GM584	100 MH/ MOG	120V	100W	LAMP INCLUDED
GM585	150 MH/ MOG	120V	150W	LAMP INCLUDED
GM586	175 MH/ MOG	120V	175W	LAMP INCLUDED
GM587	250 MH/ MOG	120V	250W	LAMP INCLUDED
GM588	250 HPS/MOG	120V	250W	LAMP INCLUDED

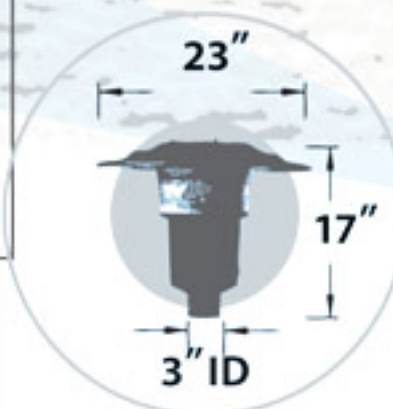

- MULTI-TAP BALLAST - 120, 208, 240, 277 VOLT



GM560

POST TOP FIXTURE  
 MATERIAL: POWDER COATED CAST ALUMINUM  
 LENS: POLYCARBONATE  
 UL LISTED  
 AVAILABLE FINISH: BLACK

GM560	70 MH/ DE	120V	70W	LAMP INCLUDED
GM561	150 MH/ DE	120V	150W	LAMP INCLUDED
GM562	100 MH/ DE	120V	100W	LAMP INCLUDED
GM563	70 HPS/DE	120V	70W	LAMP INCLUDED
GM564	100 HPS/DE	120V	100W	LAMP INCLUDED
GM565	150 HPS/DE	120V	150W	LAMP INCLUDED



GM650

POST TOP FIXTURE  
 MATERIAL: POWDER COATED CAST ALUMINUM  
 LENS: POLYCARBONATE  
 UL LISTED  
 AVAILABLE FINISH: BLACK, BRONZE, VERDE GREEN

GM650	70 MH	120V	70W	LAMP INCLUDED
GM651	150 HPS	120V	150W	LAMP INCLUDED
GM652	100 HPS	120V	100W	LAMP INCLUDED
GM653-100	100 MH	120V	100W	LAMP INCLUDED







DARK SKY TOP ACORN POST FIXTURE  
 MATERIAL: POWDER COATED CAST ALUMINUM  
 LENS: POLYCARBONATE  
 UL LISTED  
 AVAILABLE FINISH: BLACK, BRONZE  
 TO SPECIFY MULTI-TAP PLEASE ADD - MT TO MODEL NUMBER

GM8050	70 HPS	120V	70W	LAMP INCLUDED
GM8051	100 HPS	120V	100W	LAMP INCLUDED
GM8052	150 HPS	120V	150W	LAMP INCLUDED
GM8053	70 MH	120V	70W	LAMP INCLUDED
GM8054	100 MH	120V	100W	LAMP INCLUDED
GM8055	150 MH	120V	150W	LAMP INCLUDED
GM8056	175 MH	120V	175W	LAMP INCLUDED
GM8057	50 MH	120V	50W	LAMP INCLUDED
GM8058	35 HPS	120V	35W	LAMP INCLUDED
GM8059	50 HPS	120V	50W	LAMP INCLUDED
GM8060	2 x 70 HPS	120V	140W	LAMP INCLUDED
GM8061	2 x 100 HPS	120V	200W	LAMP INCLUDED
GM8062	2 x 150 HPS	120V	300W	LAMP INCLUDED
GM8063	2 x 70 MH	120V	140W	LAMP INCLUDED
GM8064	2 x 100 MH	120V	200W	LAMP INCLUDED
GM8065	2 x 150 MH	120V	300W	LAMP INCLUDED
GM8066	2 x 175 MH	120V	350W	LAMP INCLUDED
GM8067	2 x 50 MH	120V	100W	LAMP INCLUDED
GM8068	2 x 35 HPS	120V	70W	LAMP INCLUDED
GM8069	2 x 50 HPS	120V	100W	LAMP INCLUDED

• MULTI-TAP BALLAST - 120, 208, 240, 277 VOLT



GM8066



GM8056





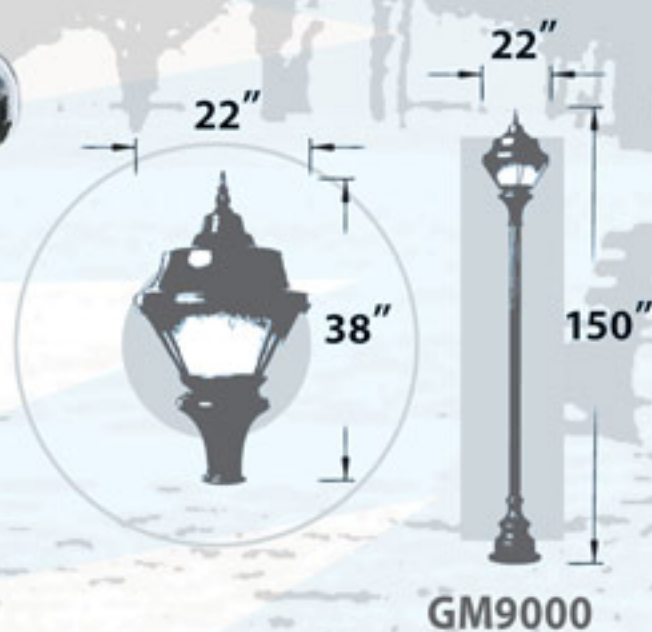
CLEAR TOP ACORN POST FIXTURE  
 MATERIAL: POWDER COATED CAST ALUMINUM  
 LENS: POLYCARBONATE  
 UL LISTED  
 AVAILABLE FINISH: BLACK, BRONZE  
 TO SPECIFY MULTI-TAP PLEASE ADD -MT TO MODEL NUMBER

GM8030	70 HPS	120V	70W	LAMP INCLUDED
GM8031	100 HPS	120V	100W	LAMP INCLUDED
GM8032	150 HPS	120V	150W	LAMP INCLUDED
GM8033	70 MH	120V	70W	LAMP INCLUDED
GM8034	100 MH	120V	100W	LAMP INCLUDED
GM8035	150 MH	120V	150W	LAMP INCLUDED
GM8036	175 MH	120V	175W	LAMP INCLUDED
GM8037	50 MH	120V	50W	LAMP INCLUDED
GM8038	35 HPS	120V	35W	LAMP INCLUDED
GM8039	50 HPS	120V	50W	LAMP INCLUDED
GM8040	2 x 70 HPS	120V	140W	LAMP INCLUDED
GM8041	2 x 100 HPS	120V	200W	LAMP INCLUDED
GM8042	2 x 150 HPS	120V	300W	LAMP INCLUDED
GM8043	2 x 70 MH	120V	140W	LAMP INCLUDED
GM8044	2 x 100 MH	120V	200W	LAMP INCLUDED
GM8045	2 x 150 MH	120V	300W	LAMP INCLUDED
GM8046	2 x 175 MH	120V	350W	LAMP INCLUDED
GM8047	2 x 50 MH	120V	100W	LAMP INCLUDED
GM8048	2 x 35 HPS	120V	70W	LAMP INCLUDED
GM8049	2 x 50 HPS	120V	100W	LAMP INCLUDED

• MULTI-TAP BALLAST - 120, 208, 240, 277 VOLT



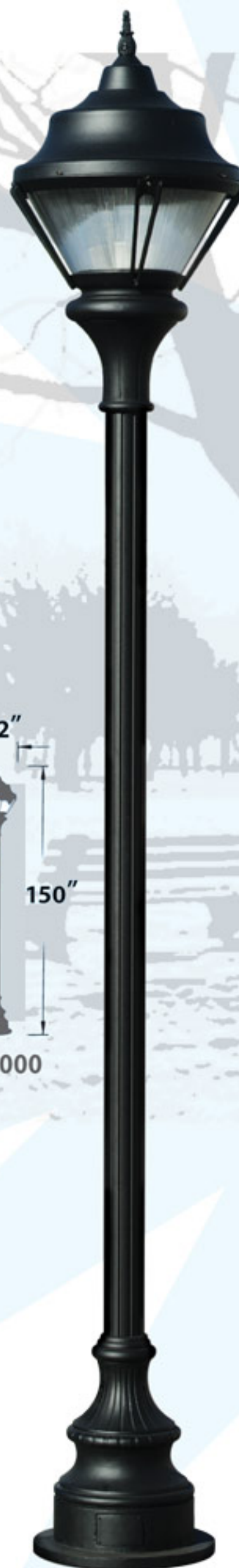




POST FIXTURE WITH DECORATIVE BASE  
 MATERIAL: POWDER COATED CAST ALUMINUM  
 LENS: POLYCARBONATE  
 UL LISTED  
 AVAILABLE FINISH: BLACK, BRONZE  
 TO SPECIFY MULTI-TAP PLEASE ADD -MT TO MODEL NUMBER

GM9000	70 HPS	120V	70W	LAMP INCLUDED
GM9001	100 HPS	120V	100W	LAMP INCLUDED
GM9002	150 HPS	120V	150W	LAMP INCLUDED
GM9003	70 MH	120V	70W	LAMP INCLUDED
GM9004	100 MH	120V	100W	LAMP INCLUDED
GM9005	150 MH	120V	150W	LAMP INCLUDED
GM9006	175 MH	120V	175W	LAMP INCLUDED
GM9007	50 MH	120V	50W	LAMP INCLUDED
GM9008	35 HPS	120V	35W	LAMP INCLUDED
GM9009	50 HPS	120V	50W	LAMP INCLUDED

• MULTI-TAP BALLAST - 120, 208, 240, 277 VOLT







DARK SKY TOP ACORN POST FIXTURE WITH DECORATIVE BASE  
 MATERIAL: POWDER COATED CAST ALUMINUM  
 LENS: POLYCARBONATE  
 UL LISTED  
 AVAILABLE FINISH: BLACK, BRONZE  
 TO SPECIFY MULTI-TAP PLEASE ADD -MT TO MODEL NUMBER

GM8950	70 HPS	120V	70W	LAMP INCLUDED
GM8951	100 HPS	120V	100W	LAMP INCLUDED
GM8952	150 HPS	120V	150W	LAMP INCLUDED
GM8953	70 MH	120V	70W	LAMP INCLUDED
GM8954	100 MH	120V	100W	LAMP INCLUDED
GM8955	150 MH	120V	150W	LAMP INCLUDED
GM8956	175 MH	120V	175W	LAMP INCLUDED
GM8957	50 MH	120V	50W	LAMP INCLUDED
GM8958	35 HPS	120V	35W	LAMP INCLUDED
GM8959	50 HPS	120V	50W	LAMP INCLUDED
GM8960	2 x 70 HPS	120V	140W	LAMP INCLUDED
GM8961	2 x 100 HPS	120V	200W	LAMP INCLUDED
GM8962	2 x 150 HPS	120V	300W	LAMP INCLUDED
GM8963	2 x 70 MH	120V	140W	LAMP INCLUDED
GM8964	2 x 100 MH	120V	200W	LAMP INCLUDED
GM8965	2 x 150 MH	120V	300W	LAMP INCLUDED
GM8966	2 x 175 MH	120V	350W	LAMP INCLUDED
GM8967	2 x 50 MH	120V	100W	LAMP INCLUDED
GM8968	2 x 35 HPS	120V	70W	LAMP INCLUDED
GM8969	2 x 50 HPS	120V	100W	LAMP INCLUDED

• MULTI-TAP BALLAST - 120, 208, 240, 277 VOLT



GM8960



GM8950







CLEAR TOP ACORN POST FIXTURE WITH DECORATIVE BASE  
 MATERIAL: POWDER COATED CAST ALUMINUM  
 LENS: POLYCARBONATE  
 UL LISTED  
 AVAILABLE FINISH: BLACK, BRONZE  
 TO SPECIFY MULTI-TAP PLEASE ADD - MT TO MODEL NUMBER

GM8930	70 HPS	120V	70W	LAMP INCLUDED
GM8931	100 HPS	120V	100W	LAMP INCLUDED
GM8932	150 HPS	120V	150W	LAMP INCLUDED
GM8933	70 MH	120V	70W	LAMP INCLUDED
GM8934	100 MH	120V	100W	LAMP INCLUDED
GM8935	150 MH	120V	150W	LAMP INCLUDED
GM8936	175 MH	120V	175W	LAMP INCLUDED
GM8937	50 MH	120V	50W	LAMP INCLUDED
GM8938	35 HPS	120V	35W	LAMP INCLUDED
GM8039	50 HPS	120V	50W	LAMP INCLUDED
GM8940	2 x 70 HPS	120V	140W	LAMP INCLUDED
GM8941	2 x 100 HPS	120V	200W	LAMP INCLUDED
GM8942	2 x 150 HPS	120V	300W	LAMP INCLUDED
GM8943	2 x 70 MH	120V	140W	LAMP INCLUDED
GM8944	2 x 100 MH	120V	200W	LAMP INCLUDED
GM8945	2 x 150 MH	120V	300W	LAMP INCLUDED
GM8946	2 x 175 MH	120V	350W	LAMP INCLUDED
GM8947	2 x 50 MH	120V	100W	LAMP INCLUDED
GM8948	2 x 35 HPS	120V	70W	LAMP INCLUDED
GM8949	2 x 50 HPS	120V	100W	LAMP INCLUDED

• MULTI-TAP BALLAST - 120, 208, 240, 277 VOLT







GM950

POST TOP FIXTURE

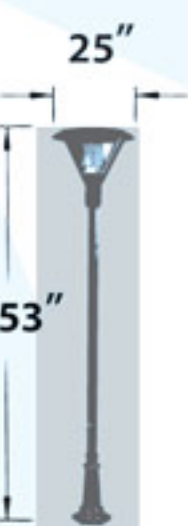
MATERIAL: POWDER COATED CAST ALUMINUM  
 LENS: POLYCARBONATE  
 ETL APPROVED FOR WET LOCATION  
 AVAILABLE FINISH: BLACK

GM950	INCAND.	120V	60W	LAMP NOT INCLUDED
GM955	CFL	120V	50W	LAMP INCLUDED
GM960	70HPS	120V	70W	LAMP INCLUDED
GM963	70MH	120V	70W	LAMP INCLUDED

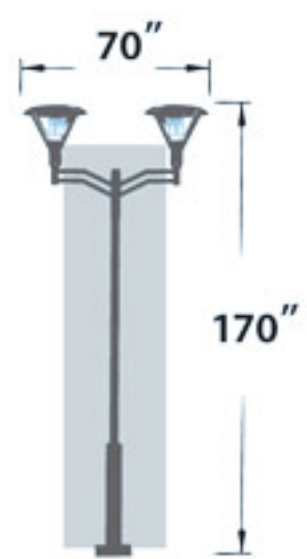
POST FIXTURES

MATERIAL: POWDER COATED CAST ALUMINUM  
 LENS: POLYCARBONATE  
 ETL APPROVED FOR WET LOCATION  
 AVAILABLE FINISH: BLACK

GM9510	INCAND.	120V	60W	LAMP NOT INCLUDED
GM9511	CFL	120V	50W	LAMP INCLUDED
GM9512	70HPS	120V	70W	LAMP INCLUDED
GM9513	70MH	120V	70W	LAMP INCLUDED
GM9520	2 x INCAND.	120V	120W	LAMP NOT INCLUDED
GM9521	2 x CFL	120V	100W	LAMP INCLUDED
GM9522	2 x 70HPS	120V	140W	LAMP INCLUDED
GM9523	2 x 70MH	120V	140W	LAMP INCLUDED




GM9513



GM9523







#### WALL AND POST FLOOD FIXTURE

MATERIAL FOR POST ONLY: POWDER COATED GALVANIZED STEEL

ONE-PIECE PLATE AND HAND-HOLE ACCESS

GALVANIZED L-SHAPED BOLTS WITH TEMPLATE, NUTS AND WASHERS INCLUDED

CAST ALUMINUM POST FIXTURE IS ADJUSTABLE UP TO 90 DEGREE ANGLE

LENS: HEAT RESISTANT, TEMPERED GLASS

UL LISTED

AVAILABLE FINISH: BLACK, BRONZE

DF7525-MT	250 HPS	MULTI-TAP	250W	LAMP INCLUDED
DF7540-MT	400 HPS	MULTI-TAP	400W	LAMP INCLUDED
DF7675-MT	175 MH	MULTI-TAP	175W	LAMP INCLUDED
DF7725-MT	250 MH	MULTI-TAP	250W	LAMP INCLUDED
DF7740-MT	400 MH	MULTI-TAP	400W	LAMP INCLUDED
DF7750-MT	1000 HPS	MULTI-TAP	1000W	LAMP INCLUDED
DF7760-MT	1000 MH	MULTI-TAP	1000W	LAMP INCLUDED

• MULTI-TAP BALLAST - 120, 208, 240, 277 VOLT

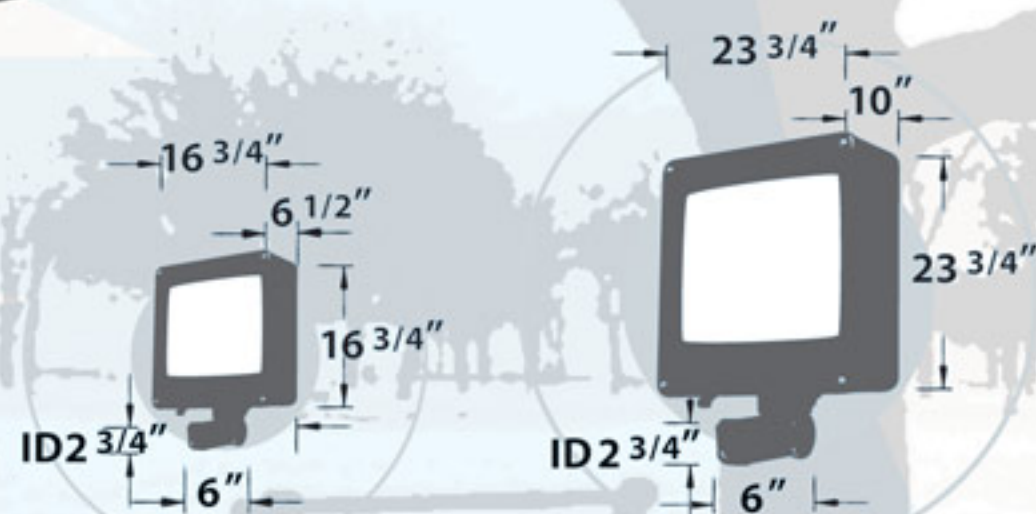
## SLIP-FITTER OPTIONS

#### TENON ADAPTORS

MATERIAL: POWDER COATED GALVANIZED STEEL WITH WELDED BASE

AVAILABLE FINISH: BLACK

P-BRK-ST7525	INTERNAL SQUARE POLE ADAPTOR FOR PT-20SQ
P-BRK-W7525	WALL OR POST MOUNT ADAPTOR
P-BRK-ST7525/3	ARM ADAPTOR FOR 4" X 4" POST
P-BRK-RT7525	EXTERNAL ROUND POLE ADAPTOR FOR PT-B, PT-10, PT12



DF7740-MT

DF7760-MT



P-BRK-ST7525



P-BRK-ST7525/3

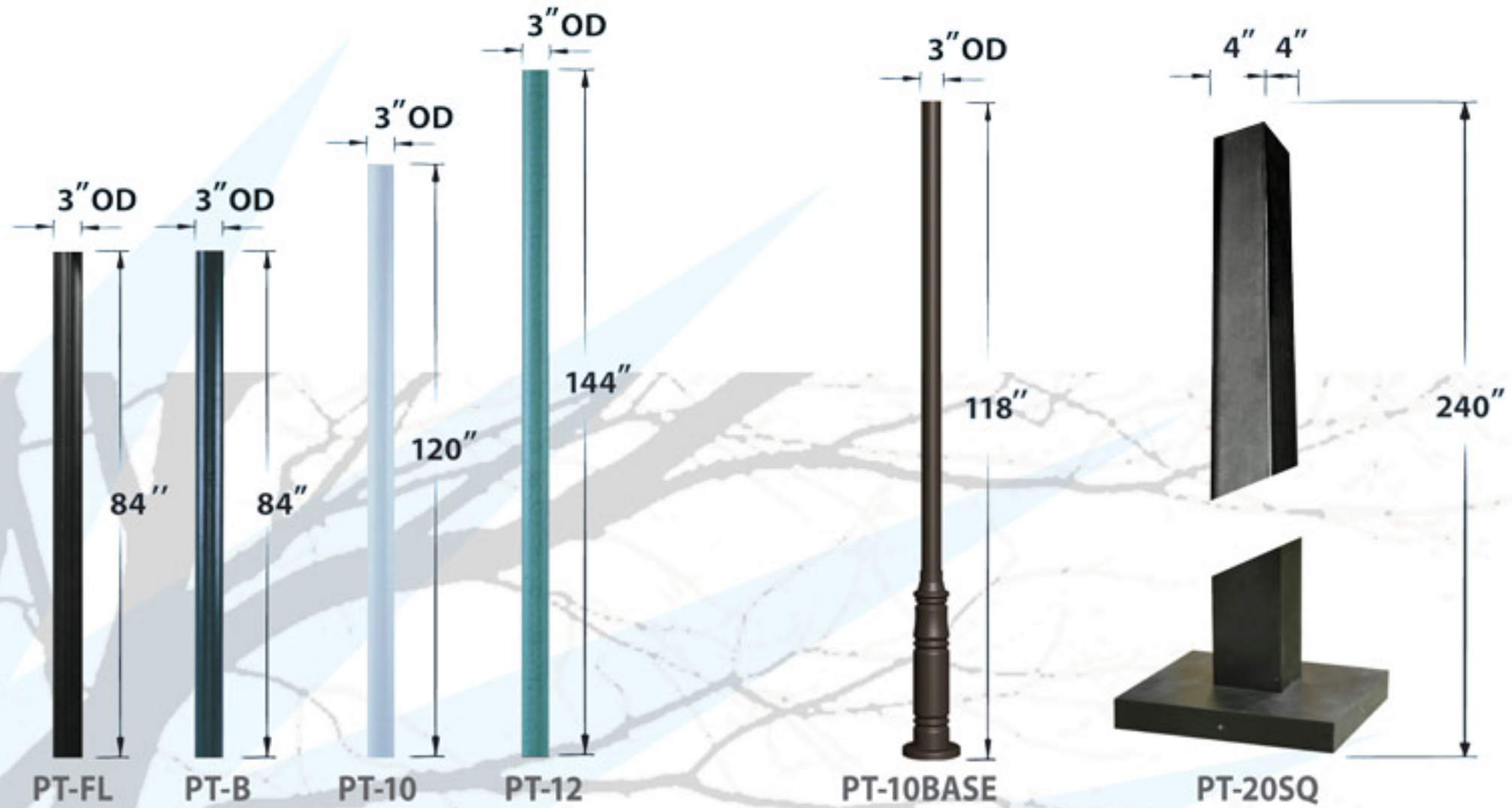


P-BRK-W7525



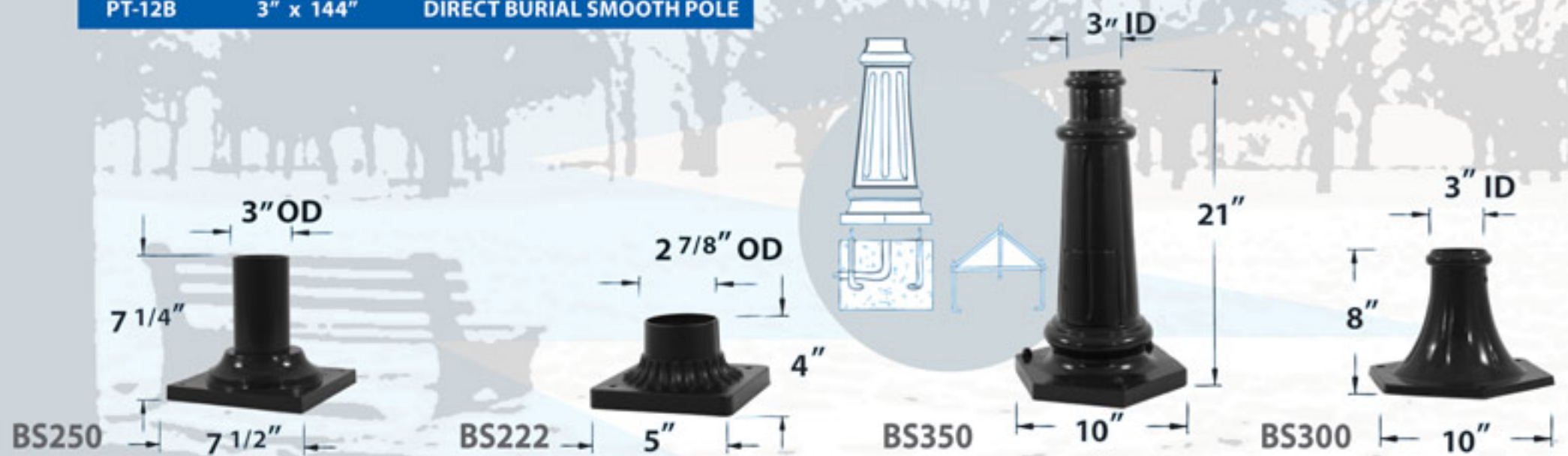
P-BRK-RT7525





DIRECT BURIAL POLES		
MATERIAL: POWDER COATED STEEL		
PT-FL MATERIAL: POWDER COATED CAST ALUMINUM		
AVAILABLE FINISH: BLACK, BRONZE, WHITE, VERDE GREEN		
PT-FL	3" x 84"	DIRECT BURIAL FLUTED POLE
PT-B	3" x 84"	DIRECT BURIAL SMOOTH POLE
PT-10B	3" x 120"	DIRECT BURIAL SMOOTH POLE
PT-12B	3" x 144"	DIRECT BURIAL SMOOTH POLE

SURFACE-MOUNTED POSTS		
ONE PIECE COVER PLATE AND HAND HOLE ACCESS		
MATERIAL: POWDER COATED GALVANIZED STEEL		
AVAILABLE FINISH: BLACK, BRONZE		
PT-20SQ	4" x 4" x 240"	SQUARE POST
PT-10BASE	3" x 118"	ROUND POST



PIER MOUNTS FOR POST TOP FIXTURES		
MATERIAL: POWDER COATED CAST ALUMINUM		
AVAILABLE FINISH: BLACK, WHITE, BRONZE, VERDE GREEN		
BS222	4" H x 5" W BASE	2 7/8" OD FITTER
BS250	7 1/4" H x 7 1/2" W BASE	3" OD FITTER

SURFACE-MOUNTED BASES FOR 3" ROUND POLES		
MATERIAL: POWDER COATED CAST ALUMINUM		
AVAILABLE FINISH: BLACK, WHITE, BRONZE, VERDE GREEN		
BS300	8" H x 10" W BASE	3" ID FITTER
BS350	21" H x 10" W BASE	3" ID FITTER



ROUND POLE-MOUNTED ARMS	
DESIGNED FOR: 3" DIAMETER POLE FOR TWO, THREE OR FOUR FIXTURES	
MATERIAL: POWDER COATED GALVANIZED STEEL	
AVAILABLE FINISH: BLACK	
P-ARM-T2	ARM ADAPTOR FOR TWO [2] FIXTURES
P-ARM-T3	ARM ADAPTOR FOR THREE [3] FIXTURES
P-ARM-T4	ARM ADAPTOR FOR FOUR [4] FIXTURES





# BOLLARD



# LIGHTS



**STAINLESS  
STEEL  
BOLLARDS**

**120V**



## D700-SS316

PATH, WALKWAY, DRIVEWAY AND  
ENTRANCE AREA BOLLARD

MATERIAL:

316 MARINE GRADE STAINLESS STEEL

GROUND BOLTS INCLUDED


LENS: WHITE POLYCARBONATE

ETL APPROVED FOR WET LOCATION

AVAILABLE FINISH: STAINLESS STEEL

D700-SS316	INCAND.	120V	60W	LAMP NOT INCLUDED
D710-SS316	PL13	120V	13W	LAMP INCLUDED
D735-SS316	35HPS	120V	35W	LAMP INCLUDED
D750-SS316	50HPS	120V	50W	LAMP INCLUDED
D780-SS316	50MH	120V	50W	LAMP INCLUDED

**316  
MARINE  
GRADE  
STAINLESS STEEL  
BOLLARD**



## D700-SS

PATH, WALKWAY, DRIVEWAY AND  
ENTRANCE AREA BOLLARD

MATERIAL:

304 GRADE STAINLESS STEEL

GROUND BOLTS INCLUDED

LENS: WHITE POLYCARBONATE


ETL APPROVED FOR WET LOCATION

AVAILABLE FINISH: STAINLESS STEEL

D700-SS	INCAND.	120V	60W	LAMP NOT INCLUDED
D710-SS	PL13	120V	13W	LAMP INCLUDED
D735-SS	35HPS	120V	35W	LAMP INCLUDED
D750-SS	50HPS	120V	50W	LAMP INCLUDED
D780-SS	50MH	120V	50W	LAMP INCLUDED

**FIBER-  
GLASS  
BOLLARDS**

**120V**



## D110

PATH, WALKWAY, DRIVEWAY AND  
ENTRANCE AREA BOLLARD

MATERIAL: FIBERGLASS

GROUND BOLTS INCLUDED

LENS: WHITE POLYCARBONATE

ETL APPROVED FOR WET LOCATION

AVAILABLE FINISH: BLACK, BRONZE


D110	INCAND.	120V	60W	LAMP NOT INCLUDED
D111	PL13	120V	13W	LAMP INCLUDED
D112	70HPS	120V	70W	LAMP INCLUDED
D113	70MH	120V	70W	LAMP INCLUDED
D114	2 x PL13	120V	26W	LAMP INCLUDED





## D120


PATH, WALKWAY, DRIVEWAY AND  
ENTRANCE AREA BOLLARD  
MATERIAL: FIBERGLASS  
GROUND BOLTS INCLUDED  
LENS: FROSTED POLYCARBONATE  
ETL APPROVED FOR WET LOCATION  
AVAILABLE FINISH: BLACK, BRONZE



D120	INCAND.	120V	60W	LAMP NOT INCLUDED
D121	PL13	120V	13W	LAMP INCLUDED
D122	70HPS	120V	70W	LAMP INCLUDED
D123	70MH	120V	70W	LAMP INCLUDED
D124	2 x PL13	120V	26W	LAMP INCLUDED

## D130

PATH, WALKWAY, DRIVEWAY  
AND ENTRANCE AREA BOLLARD  
MATERIAL: FIBERGLASS  
GROUND BOLTS INCLUDED  
LENS: WHITE POLYCARBONATE  
ETL APPROVED FOR WET LOCATION  
AVAILABLE FINISH: BLACK, BRONZE




D130	INCAND.	120V	60W	LAMP NOT INCLUDED
D131	PL13	120V	13W	LAMP INCLUDED
D132	70HPS	120V	70W	LAMP INCLUDED
D133	70MH	120V	70W	LAMP INCLUDED
D134	2 x PL13	120V	26W	LAMP INCLUDED



**FIBER-  
GLASS  
BOLLARDS**

## D140

PATH, WALKWAY, DRIVEWAY  
AND ENTRANCE AREA BOLLARD  
MATERIAL: FIBERGLASS  
GROUND BOLTS INCLUDED  
LENS: WHITE POLYCARBONATE  
ETL APPROVED FOR WET LOCATION  
AVAILABLE FINISH: BLACK, BRONZE



D140	INCAND.	120V	60W	LAMP NOT INCLUDED
D141	PL13	120V	13W	LAMP INCLUDED
D142	70HPS	120V	70W	LAMP INCLUDED
D143	70MH	120V	70W	LAMP INCLUDED
D144	2 x PL13	120V	26W	LAMP INCLUDED



120V

## FIBER-GLASS SQUARE BOLLARDS

### D150

PATH, WALKWAY, DRIVEWAY AND  
ENTRANCE AREA SQUARE BOLLARD

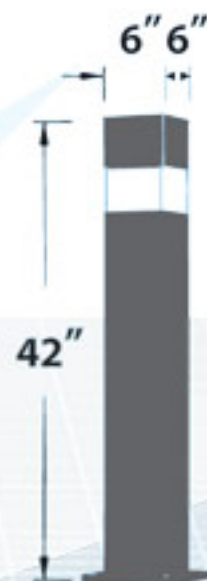
MATERIAL: FIBERGLASS

GROUND BOLTS INCLUDED

LENS: HEAT RESISTANT, TEMPERED, FROSTED GLASS

ETL APPROVED FOR WET LOCATION

AVAILABLE FINISH: BLACK, BRONZE



D150	INCAND.	120V	60W	LAMP NOT INCLUDED
D151	PL13	120V	13W	LAMP INCLUDED
D152	35 HPS	120V	35W	LAMP INCLUDED
D153	50 HPS	120V	50W	LAMP INCLUDED
D154	70 HPS	120V	70W	LAMP INCLUDED
D155	50 MH	120V	50W	LAMP INCLUDED
D156	70 MH	120V	70W	LAMP INCLUDED

120V

## STEEL BOLLARDS

### D500

PATH, WALKWAY, DRIVEWAY AND  
ENTRANCE AREA BOLLARD

MATERIAL: POWDER COATED STEEL

GROUND BOLTS INCLUDED

LENS: HEAT RESISTANT, TEMPERED, FROSTED GLASS

ETL APPROVED FOR WET LOCATION

AVAILABLE FINISH: BLACK, BRONZE



D500	INCAND.	120V	60W	LAMP NOT INCLUDED
D501	PL13	120V	13W	LAMP INCLUDED
D502	35 HPS	120V	35W	LAMP INCLUDED
D503	50 HPS	120V	50W	LAMP INCLUDED
D504	70 HPS	120V	70W	LAMP INCLUDED
D505	70 MH	120V	70W	LAMP INCLUDED
D506	100 MH	120V	100W	LAMP INCLUDED

### D3100

PATH, WALKWAY, DRIVEWAY  
AND ENTRANCE AREA BOLLARD

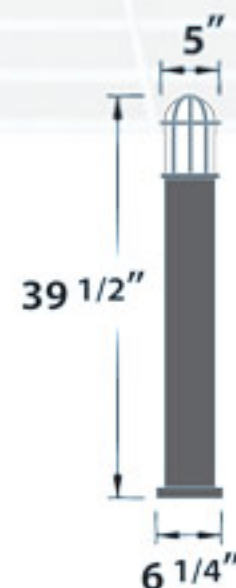
MATERIAL: POWDER COATED STEEL

GROUND BOLTS INCLUDED

LENS: HEAT RESISTANT, TEMPERED, FROSTED GLASS

ETL APPROVED FOR WET LOCATION

AVAILABLE FINISH: BLACK, BRONZE



D3100	INCAND.	120V	60W	LAMP NOT INCLUDED
D3113	PL13	120V	13W	LAMP INCLUDED
D3126	2 x PL13	120V	26W	LAMP INCLUDED
D3135	35 HPS	120V	35W	LAMP INCLUDED
D3150	50 HPS	120V	50W	LAMP INCLUDED
D3170	70 HPS	120V	70W	LAMP INCLUDED
D3180	70 MH	120V	70W	LAMP INCLUDED



120V

**CAST  
ALUMINUM  
BOLLARDS**

## D3200


PATH, WALKWAY, DRIVEWAY  
AND ENTRANCE AREA BOLLARD  
MATERIAL: POWDER COATED CAST ALUMINUM  
GROUND BOLTS INCLUDED  
LENS: WHITE POLYCARBONATE  
ETL APPROVED FOR WET LOCATION  
AVAILABLE FINISH: BLACK, BRONZE



D3200	INCAND.	120V	60W	LAMP NOT INCLUDED
D3213	PL13	120V	13W	LAMP INCLUDED
D3226	2 x PL13	120V	26W	LAMP INCLUDED
D3235	35HPS	120V	35W	LAMP INCLUDED
D3250	50HPS	120V	50W	LAMP INCLUDED
D3270	70HPS	120V	70W	LAMP INCLUDED
D3280	70MH	120V	70W	LAMP INCLUDED

## D3300


PATH, WALKWAY, DRIVEWAY AND  
ENTRANCE AREA BOLLARD  
MATERIAL: POWDER COATED CAST ALUMINUM  
GROUND BOLTS INCLUDED  
LENS: CLEAR POLYCARBONATE  
ETL APPROVED FOR WET LOCATION  
AVAILABLE FINISH: BLACK, BRONZE



D3300	INCAND.	120V	60W	LAMP NOT INCLUDED
D3313	PL13	120V	13W	LAMP INCLUDED
D3326	2 x PL13	120V	26W	LAMP INCLUDED
D3335	35HPS	120V	35W	LAMP INCLUDED
D3350	50HPS	120V	50W	LAMP INCLUDED
D3370	70HPS	120V	70W	LAMP INCLUDED
D3380	70MH	120V	70W	LAMP INCLUDED

## D3400

PATH, WALKWAY, DRIVEWAY AND  
ENTRANCE AREA BOLLARD  
MATERIAL: POWDER COATED CAST ALUMINUM  
GROUND BOLTS INCLUDED  
LENS: WHITE, HEAT RESISTANT, TEMPERED GLASS  
ETL APPROVED FOR WET LOCATION  
AVAILABLE FINISH: BLACK, BRONZE



D3400	INCAND.	120V	60W	LAMP NOT INCLUDED
D3413	PL13	120V	13W	LAMP INCLUDED
D3426	2 x PL13	120V	26W	LAMP INCLUDED
D3435	35HPS	120V	35W	LAMP INCLUDED
D3450	50HPS	120V	50W	LAMP INCLUDED
D3470	70HPS	120V	70W	LAMP INCLUDED
D3480	70MH	120V	70W	LAMP INCLUDED



7 7/8"



39 1/2"

10 1/8"

## D160

PATH, WALKWAY, DRIVEWAY AND  
ENTRANCE AREA BOLLARD

MATERIAL: POWDER COATED CAST ALUMINUM

GROUND BOLTS INCLUDED


LENS: WHITE POLYCARBONATE

ETL APPROVED FOR WET LOCATION

AVAILABLE FINISH: BLACK, BRONZE

D160	INCAND.	120V	60W	LAMP NOT INCLUDED
D161	PL13	120V	13W	LAMP INCLUDED
D162	35HPS	120V	35W	LAMP INCLUDED
D163	50HPS	120V	50W	LAMP INCLUDED
D164	70HPS	120V	70W	LAMP INCLUDED
D165	70MH	120V	70W	LAMP INCLUDED

6 3/4"



42"

8 1/2"

## D460

PATH, WALKWAY, DRIVEWAY AND  
ENTRANCE AREA BOLLARD

MATERIAL: POWDER COATED CAST ALUMINUM

GROUND BOLTS INCLUDED

LENS: CLEAR POLYCARBONATE

ETL APPROVED FOR WET LOCATION

AVAILABLE FINISH: BLACK, BRONZE

D460	INCAND.	120V	60W	LAMP NOT INCLUDED
D461	PL13	120V	13W	LAMP INCLUDED
D462	35HPS	120V	35W	LAMP INCLUDED
D463	50HPS	120V	50W	LAMP INCLUDED
D464	70HPS	120V	70W	LAMP INCLUDED
D465	50MH	120V	50W	LAMP INCLUDED
D466	70MH	120V	70W	LAMP INCLUDED

## D3500

PATH, WALKWAY, DRIVEWAY AND  
ENTRANCE AREA BOLLARD

MATERIAL:

POWDER COATED CAST ALUMINUM

GROUND BOLTS INCLUDED

LENS: WHITE POLYCARBONATE

ETL APPROVED FOR WET LOCATION

AVAILABLE FINISH: BLACK



42"

D3500	2 x INCAND.	120V	80W	LAMP NOT INCLUDED
-------	-------------	------	-----	-------------------







**CAST  
ALUMINUM  
BOLLARDS**

## D260

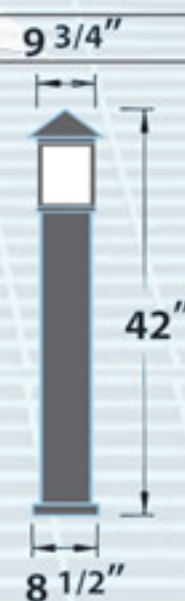
PATH, WALKWAY, DRIVEWAY AND  
ENTRANCE AREA BOLLARD  
MATERIAL: POWDER COATED CAST ALUMINUM  
GROUND BOLTS INCLUDED  
LENS:  
CLEAR, HEAT RESISTANT, TEMPERED, GLASS  
ETL APPROVED FOR WET LOCATION  
AVAILABLE FINISH: BLACK, BRONZE



D260	PAR30	120V	75W	LAMP NOT INCLUDED
------	-------	------	-----	-------------------

## D360

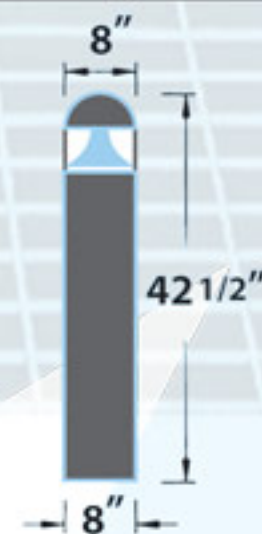
PATH, WALKWAY, DRIVEWAY AND  
ENTRANCE AREA BOLLARD  
MATERIAL: POWDER COATED CAST ALUMINUM  
GROUND BOLTS INCLUDED  
LENS: CLEAR PRISMATIC POLYCARBONATE  
ETL APPROVED FOR WET LOCATION  
AVAILABLE FINISH: BLACK, BRONZE



D360	INCAND.	120V	60W	LAMP NOT INCLUDED
D361	PL13	120V	13W	LAMP INCLUDED
D362	70MH	120V	70W	LAMP INCLUDED
D363	35HPS	120V	35W	LAMP INCLUDED
D364	50HPS	120V	50W	LAMP INCLUDED
D365	70HPS	120V	70W	LAMP INCLUDED
D366	CFL	120V	26W	LAMP INCLUDED

## D800

PATH, WALKWAY, DRIVEWAY AND  
ENTRANCE AREA BOLLARD  
MATERIAL: POWDER COATED CAST ALUMINUM  
GROUND BOLTS INCLUDED  
LENS: ACRYLIC  
ETL APPROVED FOR WET LOCATION  
AVAILABLE FINISH: BLACK, BRONZE



D800	INCAND.	120V	60W	LAMP NOT INCLUDED
D801	PL13	120V	13W	LAMP INCLUDED
D802	2 x PL13	120V	26W	LAMP INCLUDED
D803	35HPS	120V	35W	LAMP INCLUDED
D804	50HPS	120V	50W	LAMP INCLUDED
D805	70HPS	120V	70W	LAMP INCLUDED
D806	70MH	120V	70W	LAMP INCLUDED
D807	50MH	120V	50W	LAMP INCLUDED



**INCANDESCENT  
FLUORESCENT**



**LIGHTS**



120V

**CAST  
ALUMINUM  
FIXTURES**

## W3700

SURFACE MOUNTED WALL FIXTURE  
MATERIAL: POWDER COATED CAST ALUMINUM  
LENS: WHITE ACRYLIC  
ETL APPROVED FOR WET LOCATION  
AVAILABLE FINISH: BLACK, WHITE, VERDE GREEN

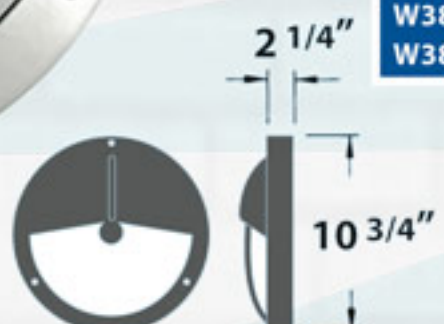
W3700	INCAND.	120V	60W	LAMP NOT INCLUDED
W3723	PL13	120V	13W	LAMP INCLUDED
W3733	2 x PL13	120V	26W	LAMP INCLUDED



## W3800

SURFACE MOUNTED WALL FIXTURE  
MATERIAL: POWDER COATED CAST ALUMINUM  
LENS: WHITE ACRYLIC  
ETL APPROVED FOR WET LOCATION  
AVAILABLE FINISH: BLACK, WHITE, VERDE GREEN  
ELECTROPLATED STAINLESS STEEL, GRAY

W3800	INCAND.	120V	60W	LAMP NOT INCLUDED
W3843	PL13	120V	13W	LAMP INCLUDED
W3853	2 x PL13	120V	26W	LAMP INCLUDED



## W3900

SURFACE MOUNTED WALL FIXTURE  
MATERIAL: POWDER COATED CAST ALUMINUM  
LENS: WHITE ACRYLIC  
ETL APPROVED FOR WET LOCATION  
AVAILABLE FINISH: BLACK, WHITE, VERDE GREEN  
ELECTROPLATED STAINLESS STEEL, GRAY

W3900	INCAND.	120V	60W	LAMP NOT INCLUDED
W3973	PL13	120V	13W	LAMP INCLUDED
W3983	2 x PL13	120V	26W	LAMP INCLUDED






## W3050

SURFACE MOUNTED WALL FIXTURE  
 MATERIAL: POWDER COATED CAST ALUMINUM  
 LENS: CLEAR HEAT RESISTANT, RIBBED, TEMPERED GLASS  
 ETL APPROVED FOR WET LOCATION  
 AVAILABLE FINISH: BLACK, WHITE, VERDE GREEN

W3050	INCAND.	120V	60W	LAMP NOT INCLUDED
W3057	PL 7	120V	7W	LAMP INCLUDED
W3059	PL 9	120V	9W	LAMP INCLUDED
W3063	PL 13	120V	13W	LAMP INCLUDED



## W3000

SURFACE MOUNTED WALL FIXTURE  
 MATERIAL: POWDER COATED CAST ALUMINUM  
 LENS: CLEAR HEAT RESISTANT, RIBBED, TEMPERED GLASS  
 ETL APPROVED FOR WET LOCATION  
 AVAILABLE FINISH: BLACK, WHITE, VERDE GREEN

W3000	INCAND.	120V	60W	LAMP NOT INCLUDED
W3007	PL 7	120V	7W	LAMP INCLUDED
W3009	PL 9	120V	9W	LAMP INCLUDED
W3013	PL 13	120V	13W	LAMP INCLUDED



## W2970

SURFACE MOUNTED WALL FIXTURE  
 MATERIAL: CLEAR POWDER COATED CAST ALUMINUM  
 LENS: RIBBED POLYCARBONATE  
 ETL APPROVED FOR WET LOCATION  
 AVAILABLE FINISH: BLACK, WHITE, VERDE GREEN

W2970	INCAND.	120V	60W	LAMP NOT INCLUDED
W2975	PL 7	120V	7W	LAMP INCLUDED
W2980	PL 9	120V	9W	LAMP INCLUDED





120V

**CAST  
ALUMINUM  
FIXTURES**

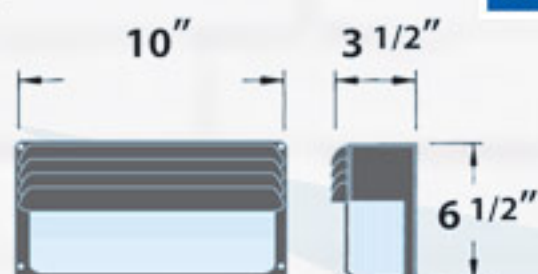


## W2900

SURFACE MOUNTED WALL FIXTURE  
MATERIAL: POWDER COATED CAST ALUMINUM  
LENS: CLEAR RIBBED POLYCARBONATE  
ETL APPROVED FOR WET LOCATION

AVAILABLE FINISH: BLACK, WHITE, VERDE GREEN

W2900	PL 7	120V	7W	LAMP INCLUDED
W2909	PL 9	120V	9W	LAMP INCLUDED
W2913	PL 13	120V	13W	LAMP INCLUDED
W2915	INCAND.	120V	60W	LAMP NOT INCLUDED

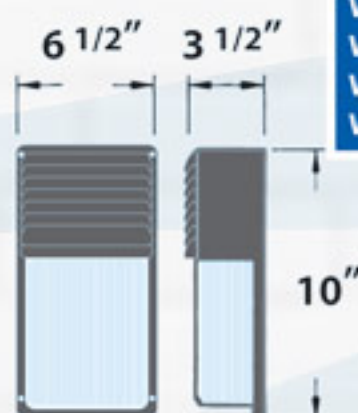


## W2950

SURFACE MOUNTED WALL FIXTURE  
MATERIAL: POWDER COATED CAST ALUMINUM  
LENS: CLEAR RIBBED POLYCARBONATE  
ETL APPROVED FOR WET LOCATION

AVAILABLE FINISH: BLACK, WHITE, VERDE GREEN

W2950	PL 7	120V	7W	LAMP INCLUDED
W2959	PL 9	120V	9W	LAMP INCLUDED
W2963	PL 13	120V	13W	LAMP INCLUDED
W2965	INCAND.	120V	60W	LAMP NOT INCLUDED

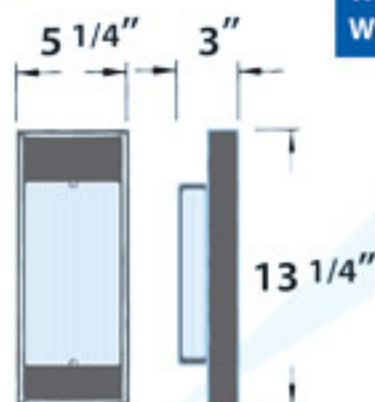


## W9300

SURFACE MOUNTED WALL FIXTURE  
MATERIAL: POWDER COATED CAST ALUMINUM  
LENS: CLEAR PRISMATIC POLYCARBONATE  
ETL APPROVED FOR WET LOCATION

AVAILABLE FINISH: BLACK, WHITE, VERDE GREEN

W9300	PL13	120V	13W	LAMP INCLUDED
W9350	2 x PL13	120V	26W	LAMP INCLUDED



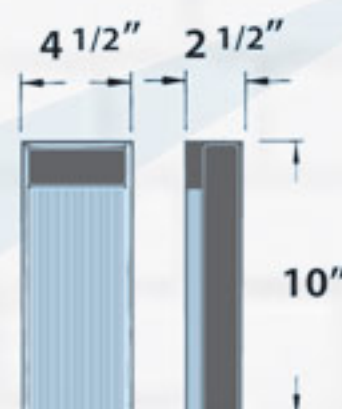


## W8000

SURFACE MOUNTED WALL FIXTURE  
MATERIAL: POWDER COATED STEEL  
LENS: CLEAR PRISMATIC POLYCARBONATE  
ETL APPROVED FOR WET LOCATION

AVAILABLE FINISH: BLACK, WHITE, VERDE GREEN

W8000	PL 7	120V	7W	LAMP INCLUDED
W8100	PL 9	120V	9W	LAMP INCLUDED
W8200	PL13	120V	13W	LAMP INCLUDED



**POLY-CARBONATE  
FIXTURES**

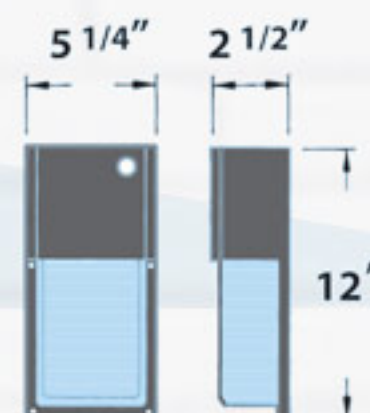
## W2001

SURFACE MOUNTED WALL FIXTURE  
MATERIAL: POLYCARBONATE  
LENS: CLEAR, RIBBED POLYCARBONATE  
ETL APPROVED FOR WET LOCATION

AVAILABLE FINISH: BRONZE, WHITE

TO SPECIFY PHOTO CONTROL PLEASE ADD -PH TO MODEL NUMBER

W2001	PL13	120V	13W	LAMP INCLUDED
W2002	2 x PL13	120V	26W	LAMP INCLUDED



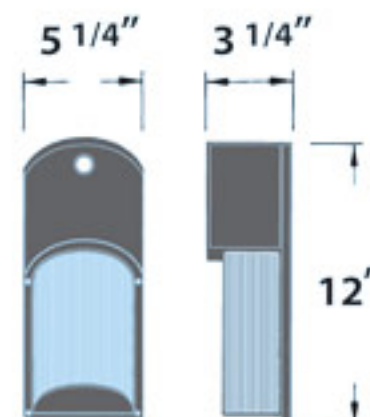
## W2003

SURFACE MOUNTED WALL FIXTURE  
MATERIAL: POLYCARBONATE  
LENS: CLEAR, RIBBED POLYCARBONATE  
ETL APPROVED FOR WET LOCATION

AVAILABLE FINISH: BRONZE, WHITE

TO SPECIFY PHOTO CONTROL PLEASE ADD -PH TO MODEL NUMBER

W2003	PL13	120V	13W	LAMP INCLUDED
W2004	2 x PL13	120V	26W	LAMP INCLUDED







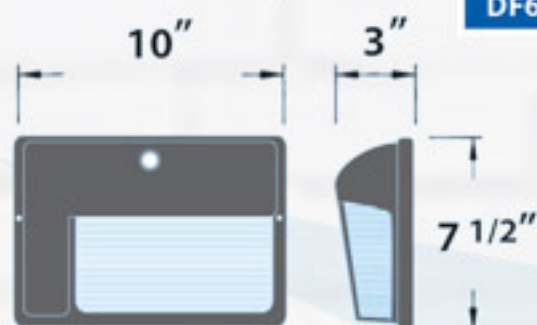
## DF6413

SURFACE MOUNTED WALL FIXTURE  
 MATERIAL: POLYCARBONATE  
 LENS: CLEAR, RIBBED POLYCARBONATE  
 ETL APPROVED FOR WET LOCATION  
 AVAILABLE FINISH: BRONZE, WHITE

120V

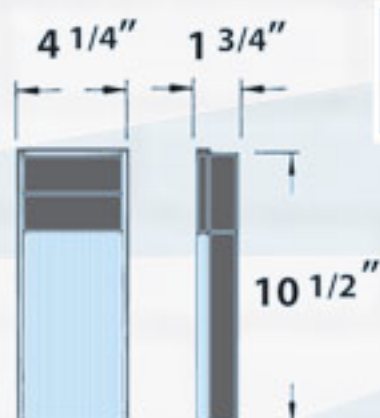
**POLY-CARBONATE  
 FIXTURES**

DF6413	PL13	120V	13W	LAMP INCLUDED
DF6426	2 x PL13	120V	26W	LAMP INCLUDED



## W9407

SURFACE MOUNTED WALL FIXTURE  
 MATERIAL: POLYCARBONATE  
 LENS: CLEAR, RIBBED POLYCARBONATE  
 ETL APPROVED FOR DAMP LOCATION  
 AVAILABLE FINISH: WHITE



W9407	PL 7	120V	7W	LAMP INCLUDED
W9409	PL 9	120V	9W	LAMP INCLUDED
W9413	PL13	120V	13W	LAMP INCLUDED

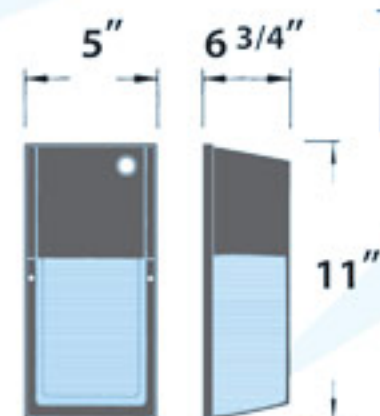


## DF6726

SURFACE MOUNTED WALL FIXTURE  
 MATERIAL: POLYCARBONATE, CAST ALUMINUM BACK PLATE  
 LENS: CLEAR, RIBBED POLYCARBONATE  
 ETL APPROVED FOR WET LOCATION  
 AVAILABLE FINISH: BRONZE, WHITE

277V

TO SPECIFY PHOTO CONTROL PLEASE ADD -PH TO MODEL NUMBER  
 TO SPECIFY 277 VOLT PLEASE ADD -277 TO MODEL NUMBER



DF6726	2 x PL13	120/277V	26W	LAMP INCLUDED
--------	----------	----------	-----	---------------



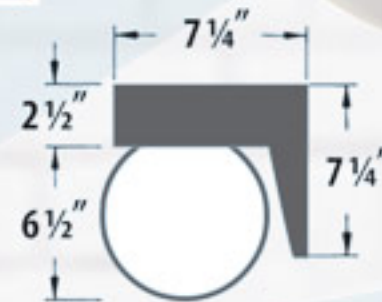


## W2820

SURFACE MOUNTED WALL FIXTURE  
 MATERIAL: POLYCARBONATE  
 LENS: WHITE POLYCARBONATE GLOBE  
 ETL APPROVED FOR WET LOCATION  
 AVAILABLE FINISH: BRONZE, WHITE

TO SPECIFY PHOTO CONTROL PLEASE ADD -PH TO MODEL NUMBER

W2820	PL13	120V	13W	LAMP INCLUDED
W2830	2 x PL13	120V	26W	LAMP INCLUDED

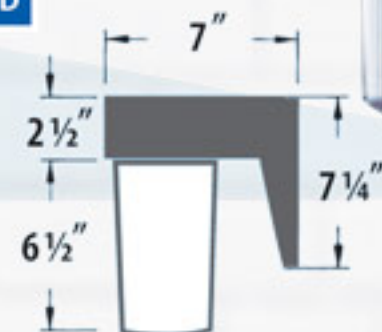


## W2800

SURFACE MOUNTED WALL FIXTURE  
 MATERIAL: POLYCARBONATE  
 LENS: CLEAR, RIBBED POLYCARBONATE JAR  
 ETL APPROVED FOR WET LOCATION  
 AVAILABLE FINISH: BRONZE, WHITE

TO SPECIFY PHOTO CONTROL PLEASE ADD -PH TO MODEL NUMBER

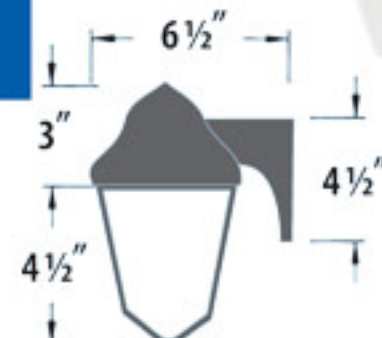
W2800	PL13	120V	13W	LAMP INCLUDED
W2850	2 x PL13	120V	26W	LAMP INCLUDED



## W2700

SURFACE MOUNTED WALL FIXTURE  
 MATERIAL: POLYCARBONATE  
 LENS: WHITE POLYCARBONATE ACORN  
 ETL APPROVED FOR WET LOCATION  
 AVAILABLE FINISH: BLACK, WHITE

W2700	INCAND.	120V	60W	LAMP NOT INCLUDED
W2705	PL 5	120V	5W	LAMP INCLUDED
W2707	PL 7	120V	7W	LAMP INCLUDED
W2709	PL 9	120V	9W	LAMP INCLUDED
W2713	PL 13	120V	13W	LAMP INCLUDED







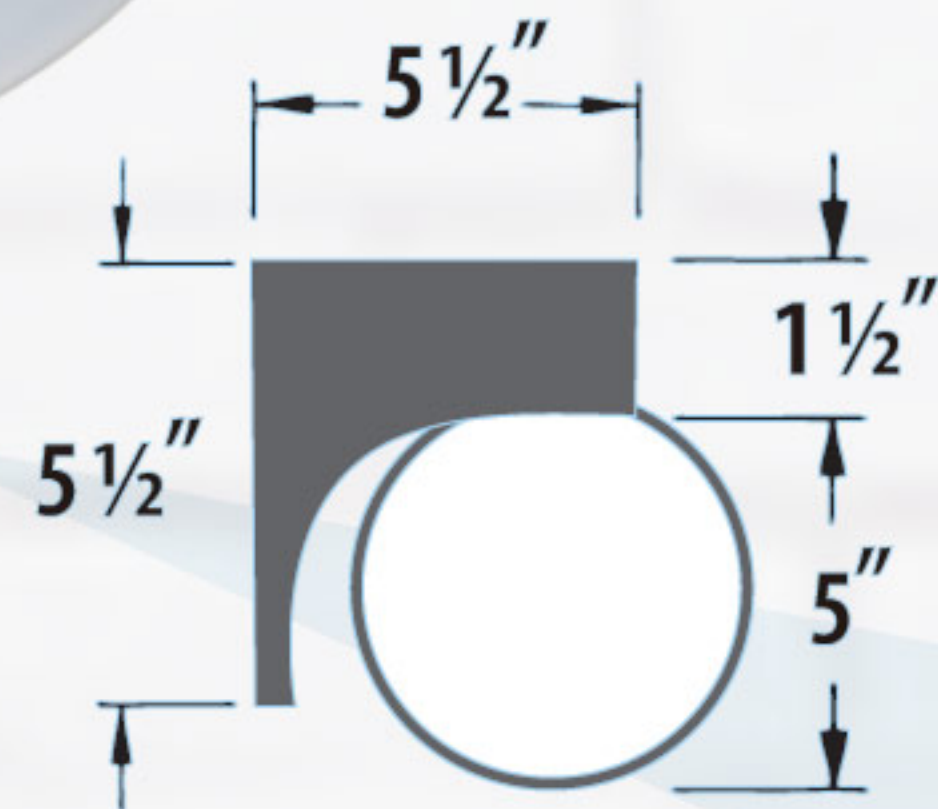
## W2200

SURFACE MOUNTED WALL FIXTURE  
MATERIAL: POLYCARBONATE  
LENS: WHITE POLYCARBONATE GLOBE  
ETL APPROVED FOR WET LOCATION

AVAILABLE FINISH: BLACK, WHITE

TO SPECIFY PHOTO CONTROL PLEASE ADD -PH TO MODEL NUMBER

W2200	INCAND.	120V	60W	LAMP NOT INCLUDED
W2300	PL 5	120V	5W	LAMP INCLUDED
W2400	PL 7	120V	7W	LAMP INCLUDED
W2500	PLQ 9	120V	9W	LAMP INCLUDED
W2600	PLQ 13	120V	13W	LAMP INCLUDED



**POLY-CARBONATE FIXTURES**



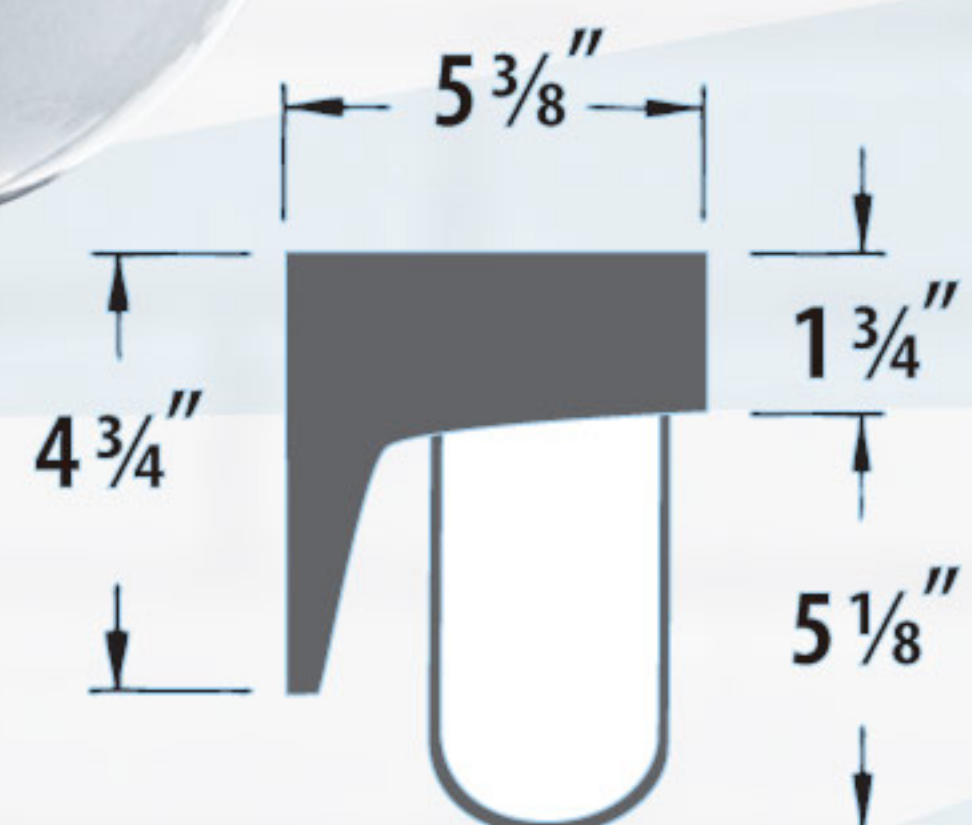
## W2250

SURFACE MOUNTED WALL FIXTURE  
MATERIAL: POLYCARBONATE  
LENS: WHITE POLYCARBONATE JAR  
ETL APPROVED FOR WET LOCATION

AVAILABLE FINISH: BLACK, WHITE

TO SPECIFY PHOTO CONTROL PLEASE ADD -PH TO MODEL NUMBER

W2250	INCAND.	120V	60W	LAMP NOT INCLUDED
W2350	PL 5	120V	5W	LAMP INCLUDED
W2450	PL 7	120V	7W	LAMP INCLUDED
W2550	PL 9	120V	9W	LAMP INCLUDED
W2650	PL 13	120V	13W	LAMP INCLUDED



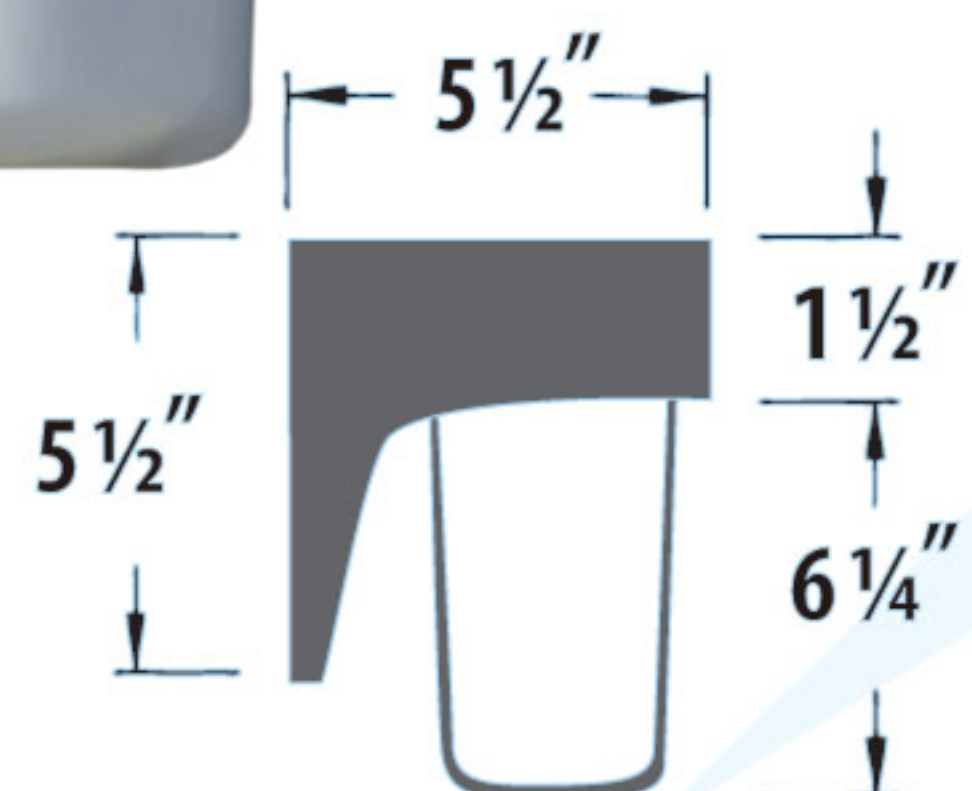
## W2251

SURFACE MOUNTED WALL FIXTURE  
MATERIAL: POLYCARBONATE  
LENS: WHITE POLYCARBONATE JAR  
ETL APPROVED FOR WET LOCATION

AVAILABLE FINISH: BLACK, WHITE

TO SPECIFY PHOTO CONTROL PLEASE ADD -PH TO MODEL NUMBER

W2251	INCAND.	120V	60W	LAMP NOT INCLUDED
W2252	PL 5	120V	5W	LAMP INCLUDED
W2253	PL 7	120V	7W	LAMP INCLUDED
W2254	PL 9	120V	9W	LAMP INCLUDED
W2255	PL 13	120V	13W	LAMP INCLUDED





## W8300

SURFACE MOUNTED WALL FIXTURE  
 MATERIAL: POLYCARBONATE  
 LENS: WHITE POLYCARBONATE  
 ETL APPROVED FOR WET LOCATION  
 AVAILABLE FINISH: BLACK, WHITE


W8300	2 x PL9	120V	18W	LAMP INCLUDED
W8310	INCAND.	120V	40W	LAMP NOT INCLUDED



## W8400

SURFACE MOUNTED WALL FIXTURE  
 MATERIAL: POLYCARBONATE  
 LENS: WHITE POLYCARBONATE  
 ETL APPROVED FOR WET LOCATION  
 AVAILABLE FINISH: BLACK, WHITE

W8400	PL9	120V	9W	LAMP INCLUDED
W8410	INCAND.	120V	25W	LAMP NOT INCLUDED



## W8500

SURFACE MOUNTED WALL FIXTURE  
 MATERIAL: POLYCARBONATE  
 LENS: WHITE POLYCARBONATE  
 ETL APPROVED FOR WET LOCATION  
 AVAILABLE FINISH: BLACK, WHITE

W8500	PL9	120V	9W	LAMP INCLUDED
W8510	INCAND.	120V	25W	LAMP NOT INCLUDED







## W2020

SURFACE MOUNTED WALL FIXTURE

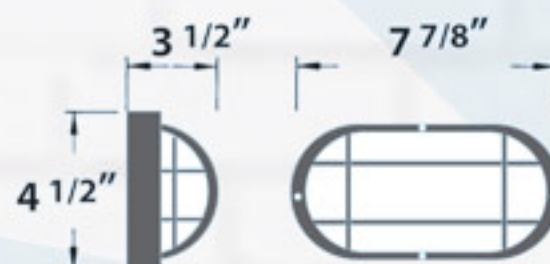
MATERIAL: POLYCARBONATE

LENS: RIBBED, HEAT RESISTANT, TEMPERED GLASS

ETL APPROVED FOR WET LOCATION

AVAILABLE FINISH: BLACK, WHITE

W2020	INCAND.	120V	60W	LAMP NOT INCLUDED
-------	---------	------	-----	-------------------



120<sup>v</sup>

**POLY-CARBONATE  
FIXTURES**



## DW3755

SURFACE MOUNTED UP/DOWN WALL FIXTURE

MATERIAL: POWDER COATED CAST ALUMINUM

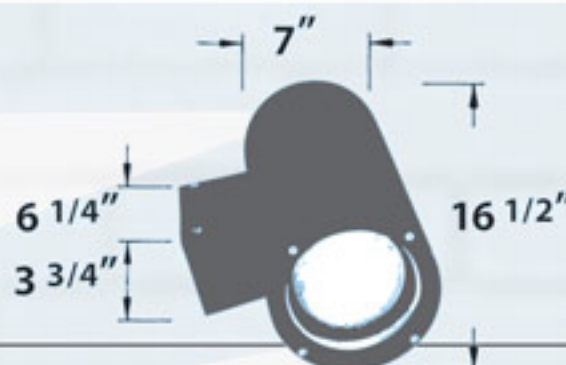
LENS: CLEAR, HEAT RESISTANT, TEMPERED GLASS

ETL APPROVED FOR WET LOCATION

AVAILABLE FINISH:

BLACK, WHITE, BRONZE, VERDE GREEN

DW3755	2 x INCAND.	120V	180W	LAMP NOT INCLUDED
DW3756	INCAND.	120V	90W	LAMP NOT INCLUDED



120<sup>v</sup>

**CAST  
ALUMINUM  
FIXTURES**







# LIGHTS





## DW3700

UP/DOWN WALL FIXTURE

MATERIAL: POWDER COATED CAST ALUMINUM

LENS: HEAT RESISTANT, TEMPERED GLASS

SOCKET: DOUBLE-ENDED

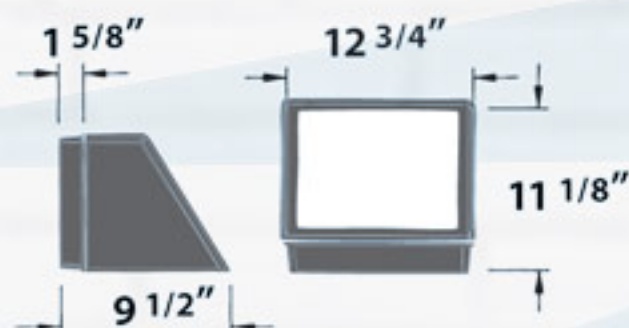
AVAILABLE FINISH: BLACK, WHITE, BRONZE, VERDE GREEN

TO SPECIFY MULTI-TAP PLEASE ADD - MT TO MODEL NUMBER

DW3700	2 x 70 MH/DE	120V	140W	LAMP INCLUDED
DW3750	70 MH/DE	120V	70W	LAMP INCLUDED

120V

**CAST  
ALUMINUM  
FIXTURES**



## DW1680

DARK SKY MEDIUM WALL PACK FIXTURE

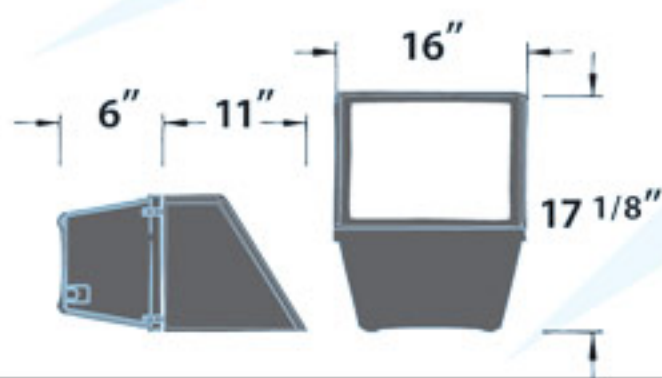
MATERIAL: POWDER COATED CAST ALUMINUM

LENS: HEAT RESISTANT, TEMPERED GLASS

SOCKET: MEDIUM BASE

AVAILABLE FINISH: BRONZE

DW1680	70 HPS	120V	70W	LAMP INCLUDED
DW1681	100 HPS	120V	100W	LAMP INCLUDED
DW1682	150 HPS	120V	150W	LAMP INCLUDED
DW1683	70 MH	120V	70W	LAMP INCLUDED
DW1684	100 MH	120V	100W	LAMP INCLUDED
DW1685	150 MH	120V	150W	LAMP INCLUDED
DW1686	175 MH	120V	175W	LAMP INCLUDED



## DW1880

DARK SKY LARGE WALL PACK FIXTURE

MATERIAL: POWDER COATED CAST ALUMINUM

LENS: HEAT RESISTANT, TEMPERED GLASS

SOCKET: MOGUL BASE

AVAILABLE FINISH: BRONZE

DW1880	250 HPS	MULTI-TAP	250W	LAMP INCLUDED
DW1881	400 HPS	MULTI-TAP	400W	LAMP INCLUDED
DW1882	250 MH	MULTI-TAP	250W	LAMP INCLUDED
DW1883	400 MH	MULTI-TAP	400W	LAMP INCLUDED

**MULTI-  
TAP**

• MULTI-TAP BALLAST - 120, 208, 240, 277 VOLT





## DW1000

MINI WALL PACK FIXTURE

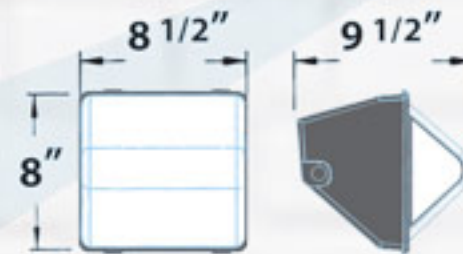

MATERIAL: POWDER COATED CAST ALUMINUM

LENS: CLEAR, RIBBED POLYCARBONATE

SOCKET: MEDIUM BASE

AVAILABLE FINISH: BRONZE

DW1000	35 HPS	120V	35W	LAMP INCLUDED
DW1050	50 HPS	120V	50W	LAMP INCLUDED
DW1070	70 HPS	120V	70W	LAMP INCLUDED
DW1100	100 HPS	120V	100W	LAMP INCLUDED
DW1101	50 MH	120V	50W	LAMP INCLUDED
DW1102	70 MH	120V	70W	LAMP INCLUDED



CUT-OFF HOOD SOLD SEPARATELY  
**P-HOOD-DW1000**

## DW1500

MEDIUM WALL PACK FIXTURE

MATERIAL: POWDER COATED CAST ALUMINUM

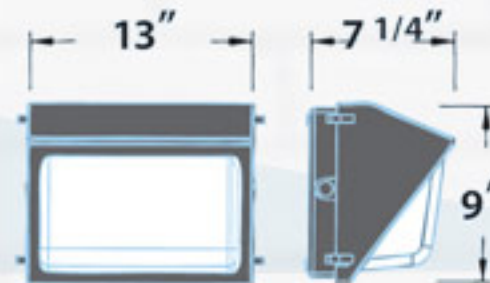
LENS: HEAT RESISTANT, TEMPERED GLASS

SOCKET: MEDIUM BASE

AVAILABLE FINISH: BRONZE

TO SPECIFY MULTI-TAP PLEASE ADD - MT TO MODEL NUMBER

DW1500	70 HPS	120V	70W	LAMP INCLUDED
DW1600	100 HPS	120V	100W	LAMP INCLUDED
DW1650	150 HPS	120V	150W	LAMP INCLUDED
DW1660	70 MH	120V	70W	LAMP INCLUDED
DW1670	100 MH	120V	100W	LAMP INCLUDED
DW1675	175 MH	120V	175W	LAMP INCLUDED



CUT-OFF HOOD SOLD SEPARATELY  
**P-HOOD-DW1500**

STEEL GUARD SOLD SEPARATELY  
**P-GRD-DW1500**



## DW1725

LARGE WALL PACK FIXTURE

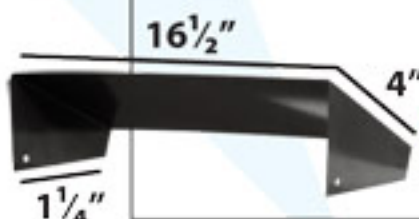
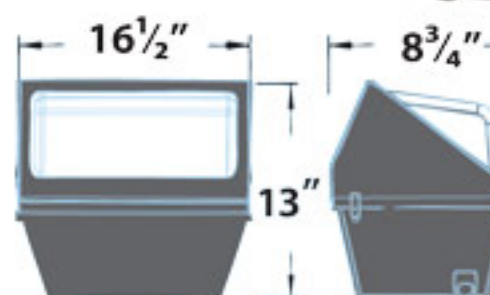
MATERIAL: POWDER COATED CAST ALUMINUM

LENS: HEAT RESISTANT, TEMPERED GLASS

SOCKET: MOGUL BASE

AVAILABLE FINISH: BRONZE

DW1725	250 HPS	250W	MULTI-TAP	LAMP INCLUDED
DW1740	400 HPS	400W	MULTI-TAP	LAMP INCLUDED
DW1825	250 MH	250W	MULTI-TAP	LAMP INCLUDED
DW1840	400 MH	400W	MULTI-TAP	LAMP INCLUDED



CUT-OFF HOOD SOLD SEPARATELY  
**P-HOOD-DW1725**

STEEL GUARD SOLD SEPARATELY  
**P-GRD-DW1725**

• MULTI-TAP BALLAST - 120, 208, 240, 277 VOLT





120<sup>v</sup>

**POLY-CARBONATE  
FIXTURES**



## DW3650

UP/DOWN WALL FIXTURE

MATERIAL: POLYCARBONATE COVER, CAST ALUMINUM BACK PLATE

LENS: POLYCARBONATE

SOCKET: MEDIUM BASE

AVAILABLE FINISH: BRONZE, WHITE

TO SPECIFY PHOTO CONTROL PLEASE ADD -PH TO MODEL NUMBER

DW3650	70 MH	120V	70W	LAMP INCLUDED
--------	-------	------	-----	---------------



## DF6735

WALL MOUNT SECURITY LIGHT FIXTURE

MATERIAL: POLYCARBONATE COVER, CAST ALUMINUM BACK PLATE

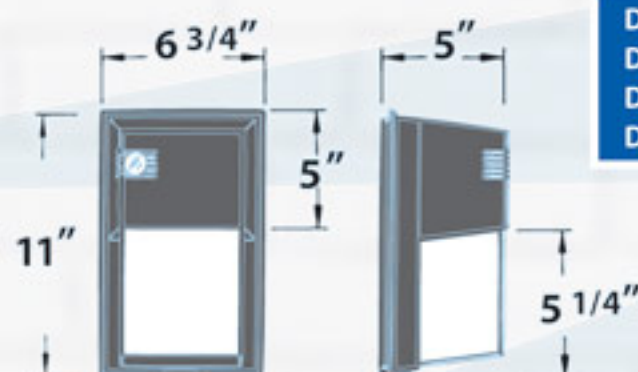
LENS: CLEAR, RIBBED POLYCARBONATE

SOCKET: MEDIUM BASE

AVAILABLE FINISH: BRONZE, WHITE

TO SPECIFY PHOTO CONTROL PLEASE ADD -PH TO MODEL NUMBER

DF6735	35 HPS	120V	35W	LAMP INCLUDED
DF6750	50 HPS	120V	50W	LAMP INCLUDED
DF6770	70 HPS	120V	70W	LAMP INCLUDED
DF6755	50 MH	120V	50W	LAMP INCLUDED





# GE

**INCANDESCENT  
FLUORESCENT**



# LIGHTS





## W4850

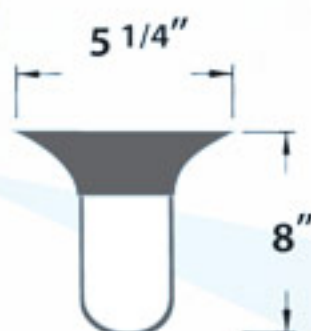
SURFACE MOUNTED CEILING FIXTURE

MATERIAL: POLYCARBONATE

LENS: WHITE POLYCARBONATE JAR

ETL APPROVED FOR DAMP LOCATION

AVAILABLE FINISH: BLACK, WHITE



W4850	INCAND.	120V	25W	LAMP NOT INCLUDED
W4855	PL 5	120V	5W	LAMP INCLUDED
W4857	PL 7	120V	7W	LAMP INCLUDED
W4859	PLQ 9	120V	9W	LAMP INCLUDED
W4863	PLQ13	120V	13W	LAMP INCLUDED



**POLY-CARBONATE FIXTURES**



## W4800

SURFACE MOUNTED CEILING FIXTURE

MATERIAL: POLYCARBONATE

LENS: WHITE POLYCARBONATE GLOBE

ETL APPROVED FOR DAMP LOCATION

AVAILABLE FINISH: BLACK, WHITE



W4800	INCAND.	120V	25W	LAMP NOT INCLUDED
W4805	PL 5	120V	5W	LAMP INCLUDED
W4807	PL 7	120V	7W	LAMP INCLUDED
W4809	PLQ 9	120V	9W	LAMP INCLUDED
W4813	PLQ13	120V	13W	LAMP INCLUDED



## DC8600

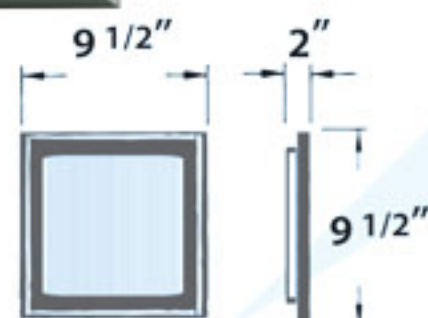
SURFACE MOUNTED CEILING FIXTURE

MATERIAL: POLYCARBONATE

LENS: CLEAR, PRISMATIC POLYCARBONATE

ETL APPROVED FOR DAMP LOCATION

AVAILABLE FINISH: WHITE



DC8600	PL9	120V	9W	LAMP INCLUDED
DC8700	2 x PL9	120V	18W	LAMP INCLUDED






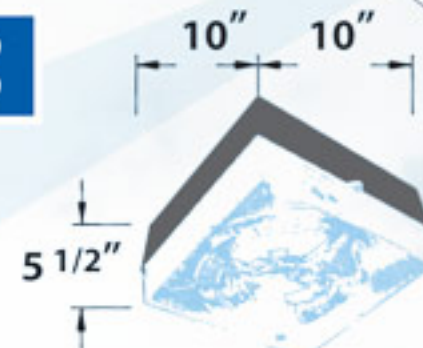


## DW6626

SURFACE MOUNTED CEILING FIXTURE  
 MATERIAL: POLYCARBONATE  
 LENS: CLEAR, PRISMATIC POLYCARBONATE  
 ELECTRONIC BALLAST  
 ETL APPROVED FOR DAMP LOCATION

AVAILABLE FINISH: BRONZE, WHITE  
 TO SPECIFY 277 VOLT PLEASE ADD -277 TO MODEL NUMBER

DW6626	2 x PLQ26	52W	120/277V	LAMP INCLUDED
DW6628	2 x PLQ32	64W	120/277V	LAMP INCLUDED




## D6000

SURFACE MOUNTED CEILING FIXTURE  
 MATERIAL: POWDER COATED STAMPED STEEL PAN  
 LENS: WHITE ACRYLIC DRUM  
 ETL APPROVED FOR DAMP LOCATION

AVAILABLE FINISH: WHITE

D6000	FC8T9	120V	22W	LAMP INCLUDED
D6100	2 x PL13	120V	26W	LAMP INCLUDED
D6113	PL13	120V	13W	LAMP INCLUDED
D6200	FC12T9	120V	32W	LAMP INCLUDED
D6300	FC8T9, FC12T9	120V	54W	LAMP INCLUDED
D6325	3 x PL13	120V	39W	LAMP INCLUDED

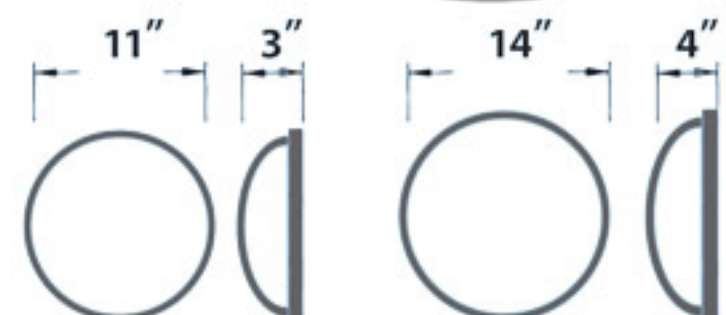


## D6050

SURFACE MOUNTED CEILING FIXTURE  
 MATERIAL: POWDER COATED, STAMPED STEEL PAN  
 LENS: WHITE ACRYLIC DRUM  
 ETL APPROVED FOR DAMP LOCATION


AVAILABLE FINISH: WHITE

D6050	FC8T9	120V	22W	LAMP INCLUDED
D6150	2 x PL13	120V	26W	LAMP INCLUDED
D6153	PL13	120V	13W	LAMP INCLUDED
D6250	FC12T9	120V	32W	LAMP INCLUDED
D6350	FC8T9, FC12T9	120V	54W	LAMP INCLUDED
D6375	3 x PL13	120V	39W	LAMP INCLUDED





**LED**



**FLUORESCENT**



**LIGHTS**





120V

## DW6635

CEILING FIXTURE

MATERIAL: POLYCARBONATE

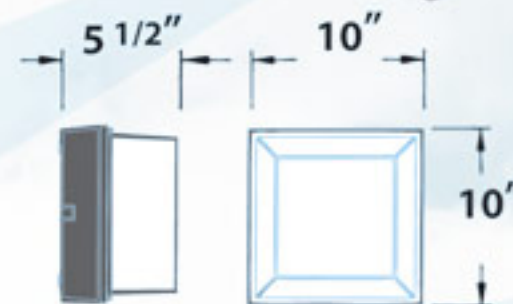
LENS: CLEAR, PRISMATIC POLYCARBONATE

SOCKET: MEDIUM BASE

ETL APPROVED FOR DAMP LOCATION

AVAILABLE FINISH: BRONZE, WHITE

DW6635	35 HPS	120V	35W	LAMP INCLUDED
DW6650	50 HPS	120V	50W	LAMP INCLUDED



120V

## DW8800

MINI CEILING FIXTURE

MATERIAL: POWDER COATED CAST ALUMINUM

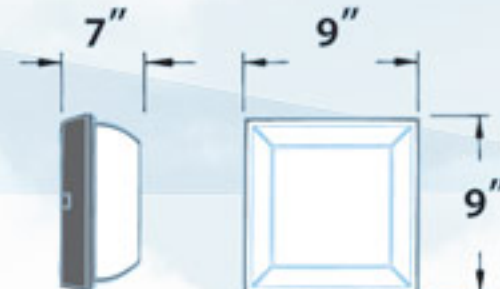
LENS: CLEAR, PRISMATIC POLYCARBONATE

SOCKET: MEDIUM BASE

ETL APPROVED FOR DAMP LOCATION

AVAILABLE FINISH: BRONZE

DW8800	35 HPS	120V	35W	LAMP INCLUDED
DW8801	50 HPS	120V	50W	LAMP INCLUDED
DW8802	70 HPS	120V	70W	LAMP INCLUDED
DW8803	50 MH	120V	50W	LAMP INCLUDED
DW8804	70 MH	120V	70W	LAMP INCLUDED



## DW8870

MEDIUM CEILING FIXTURE

MATERIAL: POWDER COATED CAST ALUMINUM

LENS: CLEAR, PRISMATIC POLYCARBONATE

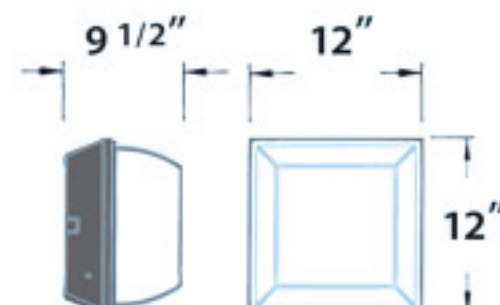
SOCKET: MEDIUM BASE

ETL APPROVED FOR DAMP LOCATION

AVAILABLE FINISH: BRONZE

TO SPECIFY MULTI-TAP PLEASE ADD -MT TO MODEL NUMBER

DW8870	70 HPS	120V	70W	LAMP INCLUDED
DW8900	100 HPS	120V	100W	LAMP INCLUDED
DW8950	150 HPS	120V	150W	LAMP INCLUDED
DW8960	70 MH	120V	70W	LAMP INCLUDED
DW8970	100 MH	120V	100W	LAMP INCLUDED
DW8975	175 MH	120V	175W	LAMP INCLUDED



- MULTI-TAP BALLAST - 120, 208, 240, 277 VOLT







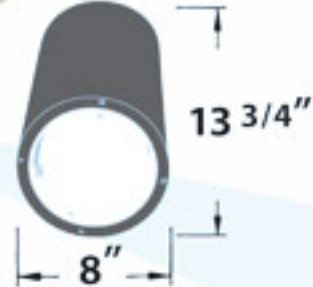
## DW3760

CEILING FIXTURE  
 MATERIAL: POWDER COATED CAST ALUMINUM  
 LENS: HEAT RESISTANT, TEMPERED GLASS  
 SOCKET: MEDIUM BASE  
 ETL APPROVED FOR DAMP LOCATION  
 AVAILABLE FINISH: BLACK, WHITE, BRONZE

120V

STAINLESS  
 STEEL  
 FIXTURES

DW3760	INCAND.	120V	150W	LAMP NOT INCLUDED
DW3765	70 MH	120V	70W	LAMP INCLUDED

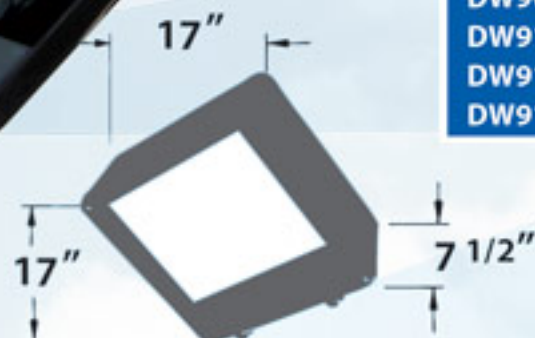


## DW9000

CEILING FIXTURE  
 MATERIAL: POWDER COATED CAST ALUMINUM  
 LENS: HEAT RESISTANT, TEMPERED GLASS  
 SOCKET: MOGUL BASE  
 ETL APPROVED FOR DAMP LOCATION  
 AVAILABLE FINISH: BRONZE

MULTI-TAP

DW9000	250 HPS	MULTI-TAP	250W	LAMP INCLUDED
DW9040	400 HPS	MULTI-TAP	400W	LAMP INCLUDED
DW9100	175 MH	MULTI-TAP	175W	LAMP INCLUDED
DW9125	250 MH	MULTI-TAP	250W	LAMP INCLUDED
DW9140	400 MH	MULTI-TAP	400W	LAMP INCLUDED

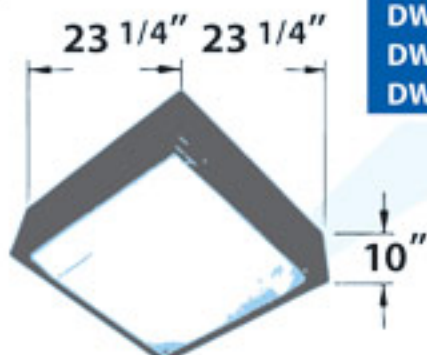


## DW9200

LARGE CEILING FIXTURE  
 MATERIAL: POWDER COATED CAST ALUMINUM  
 LENS: POLYCARBONATE  
 SOCKET: MOGUL BASE  
 ETL APPROVED FOR DAMP LOCATION  
 AVAILABLE FINISH: WHITE, BRONZE

MULTI-TAP

DW9200	250 MH	MULTI-TAP	250W	LAMP INCLUDED
DW9240	400 MH	MULTI-TAP	400W	LAMP INCLUDED
DW9250	250 HPS	MULTI-TAP	250W	LAMP INCLUDED
DW9260	400 HPS	MULTI-TAP	400W	LAMP INCLUDED



• MULTI-TAP BALLAST - 120, 208, 240, 277 VOLT



# SPOTLIGHTS







## DF1920

FLOOD FIXTURE

MATERIAL: POWDER COATED CAST ALUMINUM

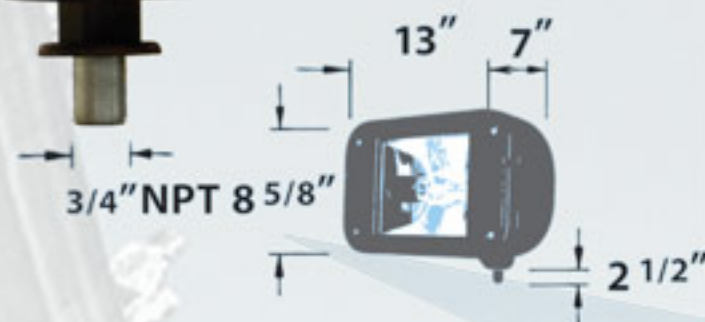
LENS: HEAT RESISTANT, TEMPERED GLASS

SOCKET: MEDIUM OR DOUBLE-ENDED BASE

ADJUSTABLE KNUCKLE WITH 3/4"NPT

ETL APPROVED FOR WET LOCATION

AVAILABLE FINISH: BRONZE



DF1920-BZ	50 HPS/MED	120V	50W	LAMP INCLUDED
DF1921-BZ	70 HPS/MED	120V	70W	LAMP INCLUDED
DF1922-BZ	100 HPS/MED	120V	100W	LAMP INCLUDED
DF1923-BZ	150 HPS/MED	120V	150W	LAMP INCLUDED
DF1924-BZ	50 MH/MED	120V	50W	LAMP INCLUDED
DF1925-BZ	70 MH/MED	120V	70W	LAMP INCLUDED
DF1926-BZ	100 MH/MED	120V	100W	LAMP INCLUDED
DF1940-BZ	50 HPS/DE	120V	50W	LAMP INCLUDED
DF1941-BZ	70 HPS/DE	120V	70W	LAMP INCLUDED
DF1942-BZ	50 MH/DE	120V	50W	LAMP INCLUDED
DF1943-BZ	70 MH/DE	120V	70W	LAMP INCLUDED

120V

**CAST  
ALUMINUM  
FIXTURES**



## DF1930

FLOOD FIXTURE WITH HOOD

MATERIAL: POWDER COATED CAST ALUMINUM

LENS: HEAT RESISTANT, TEMPERED GLASS

SOCKET: MEDIUM OR DOUBLE-ENDED BASE

ADJUSTABLE KNUCKLE WITH 3/4"NPT

ETL APPROVED FOR WET LOCATION

AVAILABLE FINISH: BRONZE



DF1930-BZ	50 HPS/MED	120V	50W	LAMP INCLUDED
DF1931-BZ	70 HPS/MED	120V	70W	LAMP INCLUDED
DF1932-BZ	100 HPS/MED	120V	100W	LAMP INCLUDED
DF1933-BZ	150 HPS/MED	120V	150W	LAMP INCLUDED
DF1934-BZ	50 MH/MED	120V	50W	LAMP INCLUDED
DF1935-BZ	70 MH/MED	120V	70W	LAMP INCLUDED
DF1936-BZ	100 MH/MED	120V	100W	LAMP INCLUDED
DF1950-BZ	50 HPS/DE	120V	50W	LAMP INCLUDED
DF1951-BZ	70 HPS/DE	120V	70W	LAMP INCLUDED
DF1952-BZ	50 MH/DE	120V	50W	LAMP INCLUDED
DF1953-BZ	70 MH/DE	120V	70W	LAMP INCLUDED



## DF6435

MINI FLOOD FIXTURE

MATERIAL: POWDER COATED CAST ALUMINUM

LENS: HEAT RESISTANT, TEMPERED GLASS

SOCKET: MEDIUM BASE

ADJUSTABLE KNUCKLE WITH 1/2"NPT

ETL APPROVED FOR WET LOCATION

AVAILABLE FINISH: BRONZE



DF6435	35 HPS	120V	35W	LAMP INCLUDED
DF6450	50 HPS	120V	50W	LAMP INCLUDED
DF6470	70 HPS	120V	70W	LAMP INCLUDED
DF6500	100 HPS	120V	100W	LAMP INCLUDED
DF6550	150 HPS	120V	150W	LAMP INCLUDED
DF6560	50 MH	120V	50W	LAMP INCLUDED
DF6570	70 MH	120V	70W	LAMP INCLUDED



**CAST  
ALUMINUM  
FIXTURES**

**120V**

## DF5500

MEDIUM FLOOD FIXTURE

MATERIAL: POWDER COATED CAST ALUMINUM

LENS: HEAT RESISTANT, TEMPERED GLASS

SOCKET: MEDIUM BASE

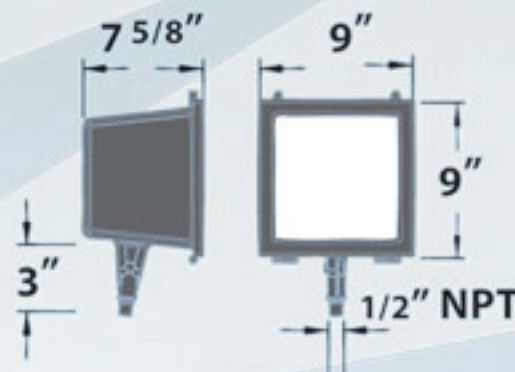
ETL APPROVED FOR WET LOCATION

ADJUSTABLE KNUCKLE WITH 1/2"NPT

AVAILABLE FINISH: BRONZE

TO SPECIFY MULTI-TAP PLEASE ADD - MT TO MODEL NUMBER

DF5500	35 HPS	120V	35W	LAMP INCLUDED
DF5550	50 HPS	120V	50W	LAMP INCLUDED
DF5570	70 HPS	120V	70W	LAMP INCLUDED
DF5700	100 HPS	120V	100W	LAMP INCLUDED
DF5750	150 HPS	120V	150W	LAMP INCLUDED
DF5755	50 MH	120V	50W	LAMP INCLUDED
DF5760	70 MH	120V	70W	LAMP INCLUDED
DF5770	100 MH	120V	100W	LAMP INCLUDED
DF5775	175 MH	120V	175W	LAMP INCLUDED



## DF5500-SP

MEDIUM SPOT FIXTURE

MATERIAL: POWDER COATED CAST ALUMINUM

LENS: HEAT RESISTANT, TEMPERED GLASS

SOCKET: MEDIUM BASE

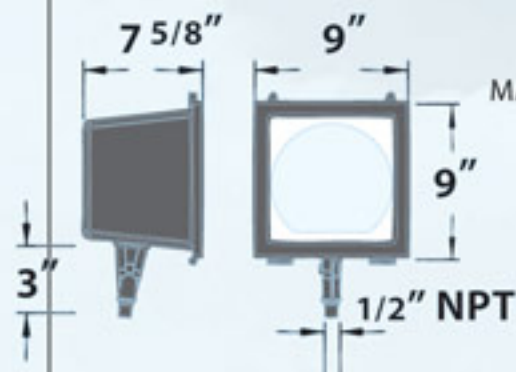
ETL APPROVED FOR WET LOCATION

ADJUSTABLE KNUCKLE WITH 1/2"NPT

AVAILABLE FINISH: BRONZE

TO SPECIFY MULTI-TAP PLEASE ADD - MT TO MODEL NUMBER

DF5500-SP	35 HPS	120V	35W	LAMP INCLUDED
DF5550-SP	50 HPS	120V	50W	LAMP INCLUDED
DF5570-SP	70 HPS	120V	70W	LAMP INCLUDED
DF5700-SP	100 HPS	120V	100W	LAMP INCLUDED
DF5750-SP	150 HPS	120V	150W	LAMP INCLUDED
DF5755-SP	50 MH	120V	50W	LAMP INCLUDED
DF5760-SP	70 MH	120V	70W	LAMP INCLUDED
DF5770-SP	100 MH	120V	100W	LAMP INCLUDED
DF5775-SP	175 MH	120V	175W	LAMP INCLUDED



## DF7825

LARGE FLOOD FIXTURE

MATERIAL: POWDER COATED CAST ALUMINUM

LENS: HEAT RESISTANT, TEMPERED GLASS

SOCKET: MOGUL BASE

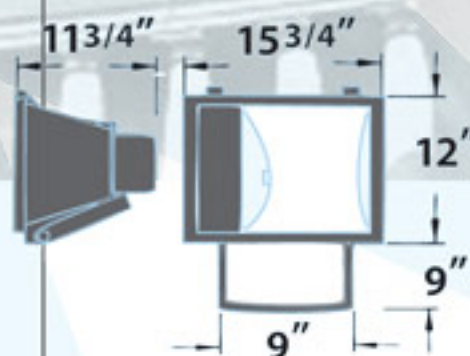
ETL APPROVED FOR WET LOCATION

ADJUSTABLE BRACKET

AVAILABLE FINISH: BLACK

DF7825-MT	250 HPS	MULTI-TAP	250W	LAMP INCLUDED
DF7840-MT	400 HPS	MULTI-TAP	400W	LAMP INCLUDED
DF7900-MT	175 MH	MULTI-TAP	175W	LAMP INCLUDED
DF7925-MT	250 MH	MULTI-TAP	250W	LAMP INCLUDED
DF7940-MT	400 MH	MULTI-TAP	400W	LAMP INCLUDED

• MULTI-TAP BALLAST - 120, 208, 240, 277 VOLT



**MULTI  
TAP**



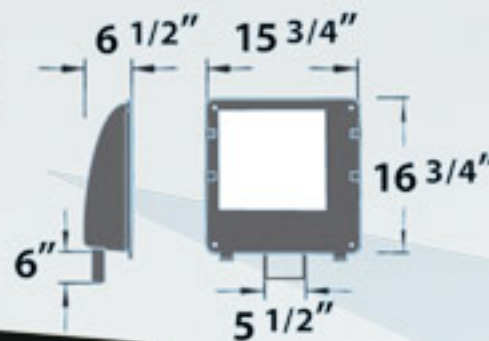


## DF9500

LARGE FLOOD SIGN FIXTURE  
 MATERIAL: POWDER COATED CAST ALUMINUM  
 LENS: HEAT RESISTANT, TEMPERED GLASS  
 SOCKET: MOGUL BASE  
 ADJUSTABLE BRACKET  
 ETL APPROVED FOR WET LOCATION  
 AVAILABLE FINISH: BRONZE



DF9500-MT	150 HPS	MULTI-TAP	150W	LAMP INCLUDED
DF9525-MT	250 HPS	MULTI-TAP	250W	LAMP INCLUDED
DF9540-MT	400 HPS	MULTI-TAP	400W	LAMP INCLUDED
DF9600-MT	175 MH	MULTI-TAP	175W	LAMP INCLUDED
DF9625-MT	250 MH	MULTI-TAP	250W	LAMP INCLUDED
DF9640-MT	400 MH	MULTI-TAP	400W	LAMP INCLUDED

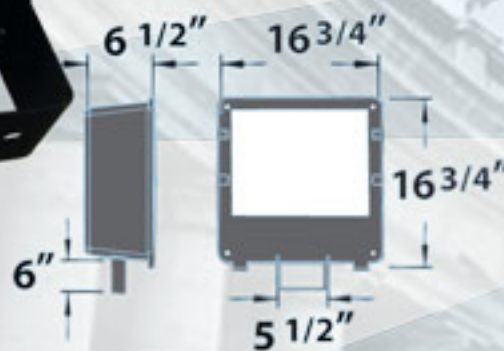


## DF7525

LARGE WALL AND POST FIXTURE  
 MATERIAL: POWDER COATED CAST ALUMINUM  
 LENS: HEAT RESISTANT, TEMPERED GLASS  
 SOCKET: MOGUL BASE  
 ADJUSTABLE BRACKET  
 ETL APPROVED FOR WET LOCATION  
 AVAILABLE FINISH: BLACK, BRONZE



DF7525-MT	250 HPS	MULTI-TAP	250W	LAMP INCLUDED
DF7540-MT	400 HPS	MULTI-TAP	400W	LAMP INCLUDED
DF7675-MT	175 MH	MULTI-TAP	175W	LAMP INCLUDED
DF7725-MT	250 MH	MULTI-TAP	250W	LAMP INCLUDED
DF7740-MT	400 MH	MULTI-TAP	400W	LAMP INCLUDED



**SLIPFIT** SLIP FITTER SOLD SEPARATELY

**P-GRD-DF7525** STEEL GUARD SOLD SEPARATELY

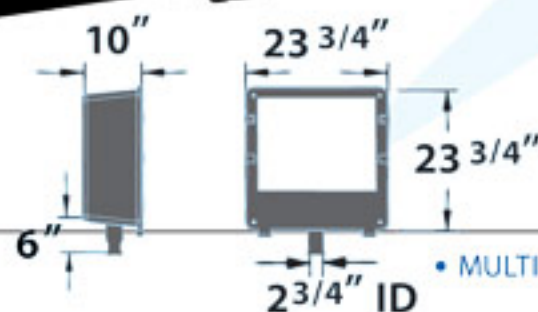


## DF7750

LARGE FLOOD AND POST FIXTURE  
 MATERIAL: POWDER COATED CAST ALUMINUM  
 ADJUSTABLE SLIP FITTER  
 LENS: HEAT RESISTANT, TEMPERED GLASS  
 SOCKET: MOGUL BASE  
 ETL APPROVED FOR WET LOCATION  
 AVAILABLE FINISH: BLACK, BRONZE



DF7750-MT	1000 HPS	MULTI-TAP	1000W	LAMP INCLUDED
DF7760-MT	1000 MH	MULTI-TAP	1000W	LAMP INCLUDED



• MULTI-TAP BALLAST - 120, 208, 240, 277 VOLT







# SPOT HID LIGHTS

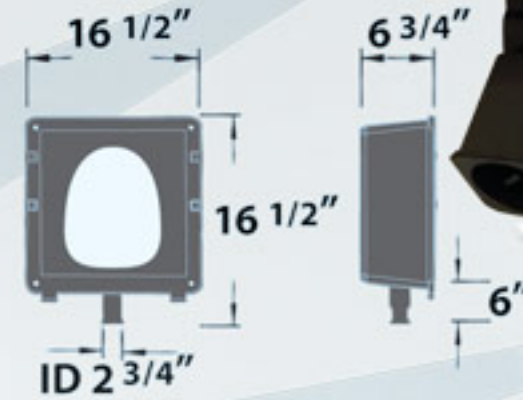
## DF7125

LARGE SPOT, WALL AND POST FIXTURE  
 MATERIAL: POWDER COATED CAST ALUMINUM  
 LENS: HEAT RESISTANT, TEMPERED GLASS  
 SOCKET: MOGUL BASE  
 ADJUSTABLE BRACKET  
 ETL APPROVED FOR WET LOCATION

AVAILABLE FINISH: BRONZE

**SLIPFIT** SLIP FITTER SOLD SEPARATELY

DF7125-MT	250 HPS	MULTI-TAP	250W	LAMP INCLUDED
DF7130-MT	400 HPS	MULTI-TAP	400W	LAMP INCLUDED
DF7135-MT	250 MH	MULTI-TAP	250W	LAMP INCLUDED
DF7140-MT	400 MH	MULTI-TAP	400W	LAMP INCLUDED

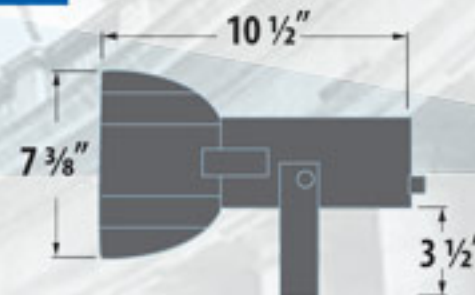


## DF9700

SPOT FIXTURE  
 MATERIAL: POWDER COATED CAST ALUMINUM  
 LENS: HEAT RESISTANT, TEMPERED GLASS  
 SOCKET: DOUBLE-ENDED BASE  
 ADJUSTABLE BRACKET  
 ETL APPROVED FOR WET LOCATION

AVAILABLE FINISH: GREY

DF9700	70 MH/DE	120V	70W	LAMP INCLUDED
--------	----------	------	-----	---------------



## DF9750

SPOT FIXTURE  
 MATERIAL: POWDER COATED CAST ALUMINUM  
 LENS: HEAT RESISTANT, TEMPERED GLASS  
 SOCKET: DOUBLE-ENDED BASE  
 ADJUSTABLE BRACKET  
 ETL APPROVED FOR WET LOCATION

AVAILABLE FINISH: GREY

DF9750	70 MH/DE	120V	70W	LAMP INCLUDED
--------	----------	------	-----	---------------



• MULTI-TAP BALLAST - 120, 208, 240, 277 VOLT





**ADDRESS NUMBER**



**UNDER CABINET**



**LIGHTS**



# ADDRESS NUMBER LIGHTS



**W2010**

SURFACE MOUNTED ADDRESS NUMBER WALL FIXTURE  
MATERIAL: POWDER COATED CAST ALUMINUM  
LENS: CLEAR PRISMATIC POLYCARBONATE  
FIVE SETS OF BLACK-COLORED NUMBERS INCLUDED  
ETL APPROVED FOR WET LOCATION

AVAILABLE FINISH: WHITE



W2010 PL13 120V 13W LAMP INCLUDED

# UNDER CABINET LIGHTS

UNDER-CABINET FLUORESCENT INTERLOCKING STRIP LIGHT

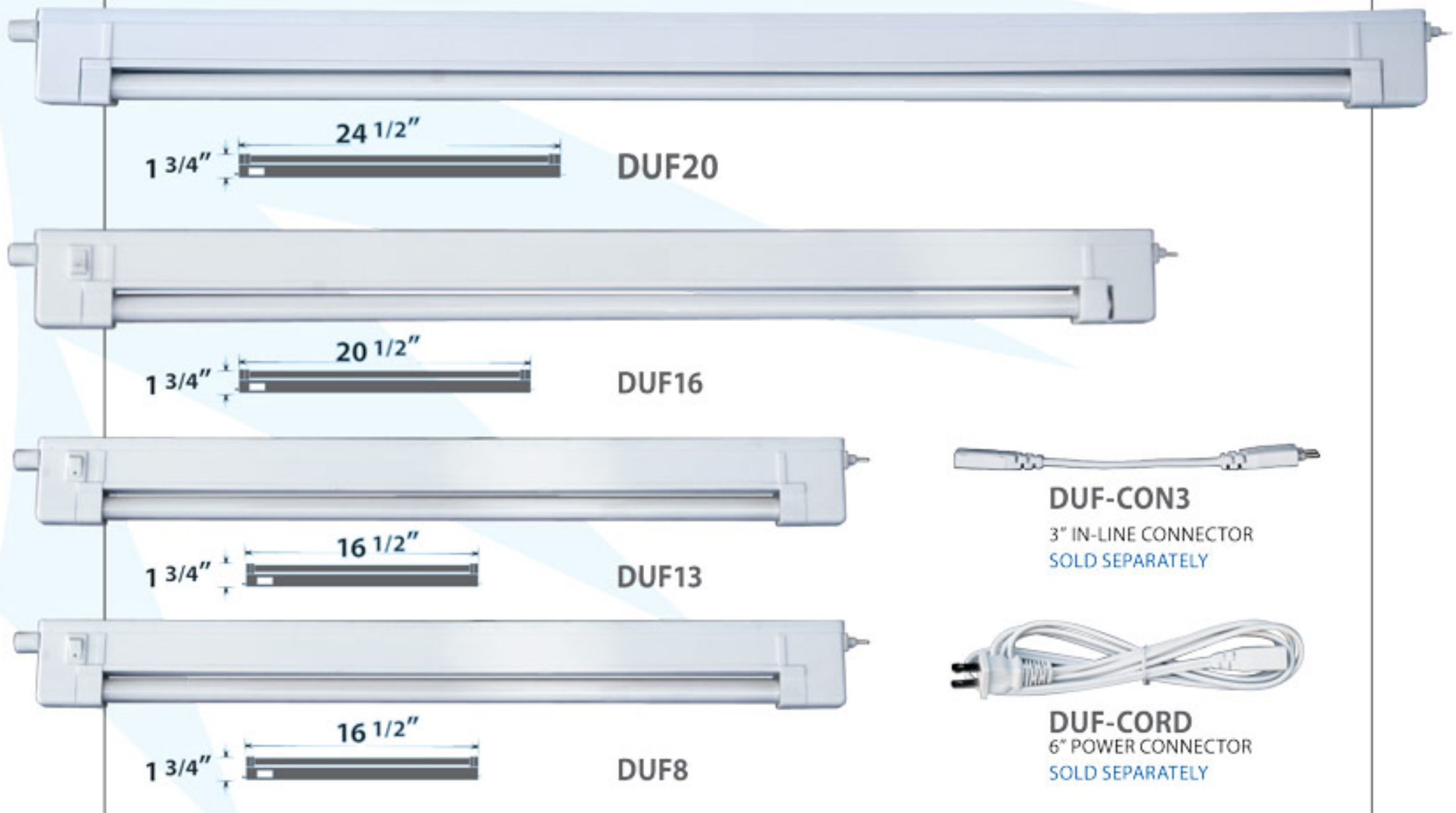
MATERIAL: POLYCARBONATE

ETL APPROVED FOR DRY LOCATION

AVAILABLE FINISH: WHITE

TO SPECIFY COLOR TEMPERATURE PLEASE ADD /27K OR /64K TO MODEL NUMBER

DUF - 8	T4	120V	8W	[DL-DFU 8 LAMP]	LAMP INCLUDED
DUF-13	T4	120V	13W	[DL-DFU 13 LAMP]	LAMP INCLUDED
DUF-16	T4	120V	16W	[DL-DFU 16 LAMP]	LAMP INCLUDED
DUF-20	T4	120V	20W	[DL-DFU 20 LAMP]	LAMP INCLUDED





# REPLACEMENT





# HID ADAPTERS

## SCREW-IN ADAPTER

P-HLD-94	35 HPS	35W	120V	LAMP NOT INCLUDED
P-HLD-95	50 HPS	50W	120V	LAMP NOT INCLUDED
P-HLD-96	70 HPS	70W	120V	LAMP NOT INCLUDED
P-HLD-96/100	100 HPS	100W	120V	LAMP NOT INCLUDED
P-HLD-96/150	150 HPS	150W	120V	LAMP NOT INCLUDED
P-HLD-96/MH	70 MH	70W	120V	LAMP NOT INCLUDED



## HARD WIRE ADAPTER

P-HLD-97	35 HPS	35W	120V	LAMP NOT INCLUDED
P-HLD-98	50 HPS	50W	120V	LAMP NOT INCLUDED
P-HLD-99	70 HPS	70W	120V	LAMP NOT INCLUDED
P-HLD-99/100	100 HPS	100W	120V	LAMP NOT INCLUDED
P-HLD-99/150	150 HPS	150W	120V	LAMP NOT INCLUDED
P-HLD-99/MT	70 HPS	70W	MT	LAMP NOT INCLUDED
P-HLD-99MH	70 MH	70W	120V	LAMP NOT INCLUDED



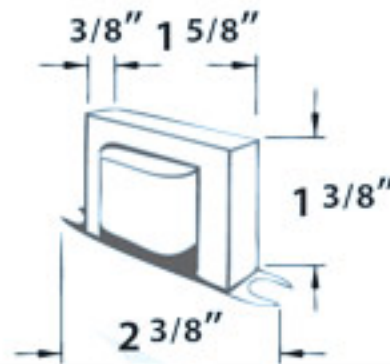
## GLOBE HOLDER

P-HLD-70	INCAND.	60W	120V	LAMP NOT INCLUDED
P-HLD-80	PL13	13W	120V	LAMP NOT INCLUDED
P-HLD-90	2 x PL13	26W	120V	LAMP NOT INCLUDED
P-HLD-91	35 HPS	35W	120V	LAMP NOT INCLUDED
P-HLD-92	50 HPS	50W	120V	LAMP NOT INCLUDED
P-HLD-93	70 HPS	70W	120V	LAMP NOT INCLUDED
P-HLD-93/100	100 HPS	100W	120V	LAMP NOT INCLUDED
P-HLD-93/150	150 HPS	150W	120V	LAMP NOT INCLUDED
P-HLD-93MH	70 MH	70W	120V	LAMP NOT INCLUDED



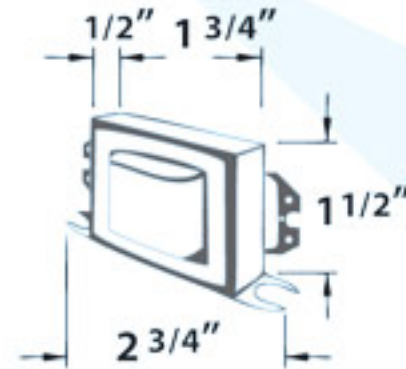


# CFL BALLASTS



**B-109**

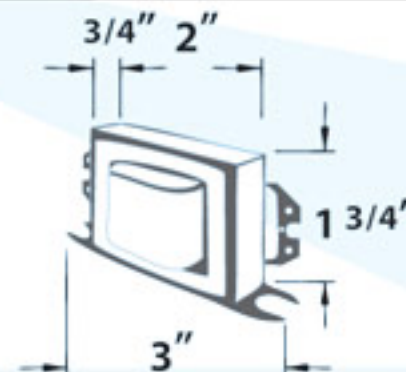
B-109 PL5, PL7, PL9 120V



**B-100**

B-100 PL5, PL7, PL9 120V

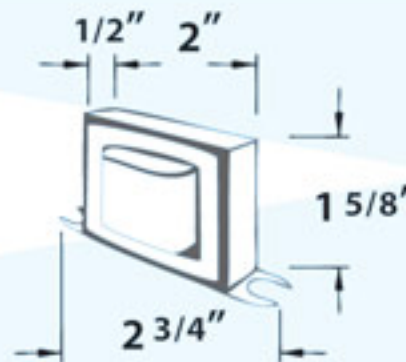
ENCASED



**B-110**

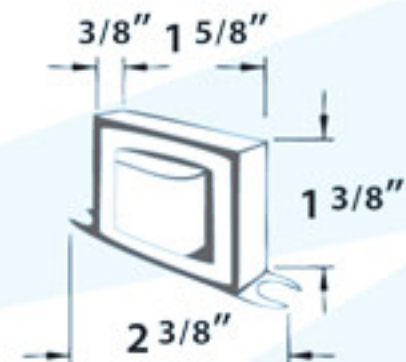

B-110 PL13 120V

ENCASED



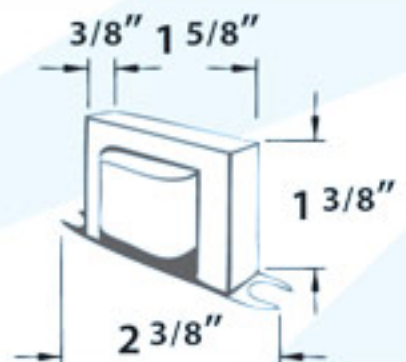

**B-111**

B-111 PL13 120V



**B-115**

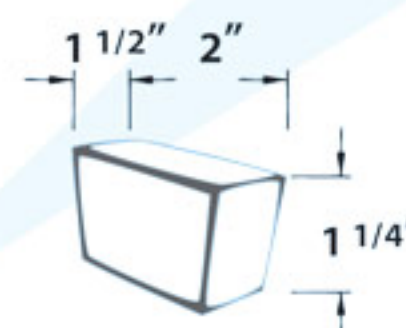
B-115 PL13 277V



**B-115-TP**

B-115-TP PL13 277V-TP

THERMALLY PROTECTED



**B-120**

B-120 PL13 12V

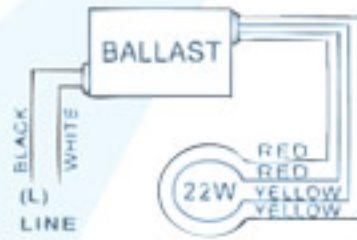
12V



# ELECTRONIC BALLASTS

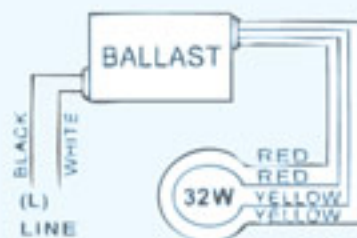
## B-160-EL

B-160-EL CIRCLINE BALLAST 22W 120V



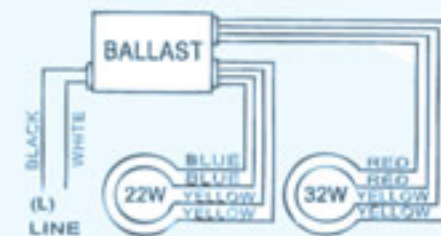
## B-170-EL

B-170-EL CIRCLINE BALLAST 32W 120V



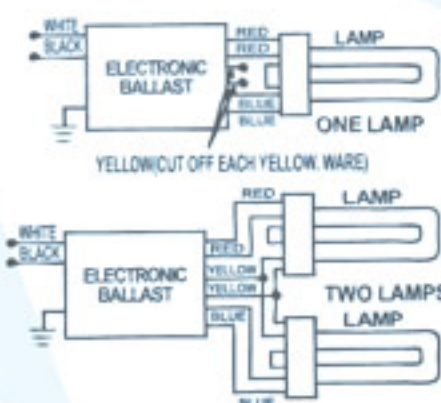
## B-180-EL

B-180-EL CIRCLINE BALLAST 22/32W 120V



## B-132

B-132 CFL BALLAST 2 x 26/2 x 32/1 x 42W 120V

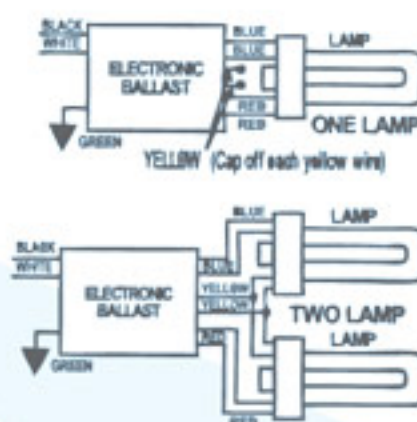






## B-133

B-133-EL CFL BALLAST 2 x 26/2 x 32/1 x 42W 120/277V

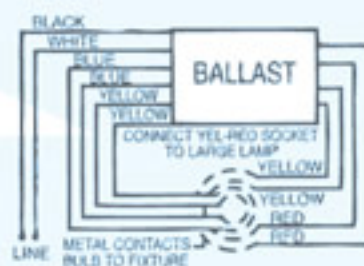


## MAGNETIC BALLASTS



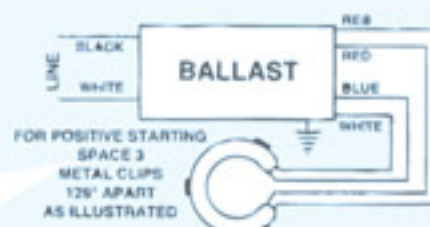
## B-160

B-160 MAGNETIC CIRCLINE BALLAST 22W 120V



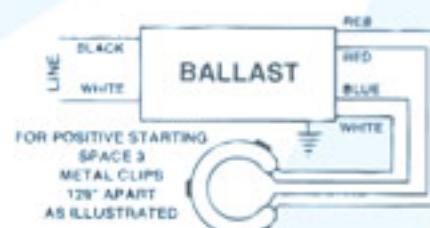
## B-170

B-170 MAGNETIC CIRCLINE BALLAST 32W 120V



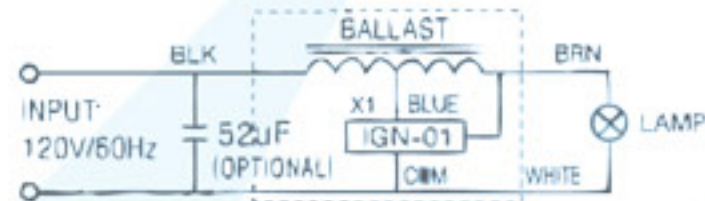
## B-180

B-180 MAGNETIC CIRCLINE BALLAST 54 W 120V

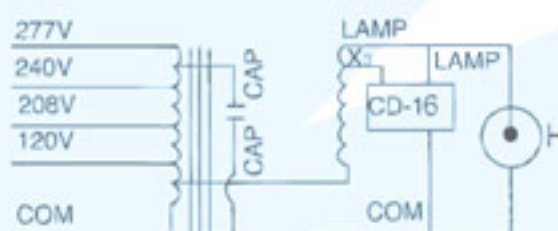




# HIDHPS BALLASTS

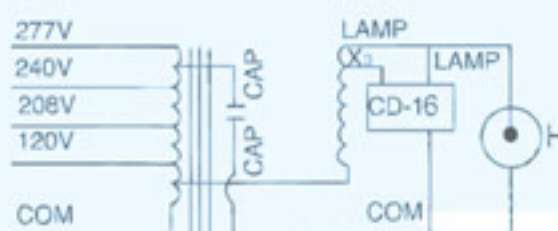


B-200	35 HPS	35W	120V
B-250	50 HPS	50W	120V
B-270	70 HPS	70W	120V
B-300	100 HPS	100W	120V
B-350	150 HPS	150W	120V



IGNITOR CAPACITOR

B-250-MT	50 HPS	50W	MULTI-TAP
B-270-MT	70 HPS	70W	MULTI-TAP
B-300-MT	100 HPS	100W	MULTI-TAP
B-350-MT	150 HPS	150W	MULTI-TAP

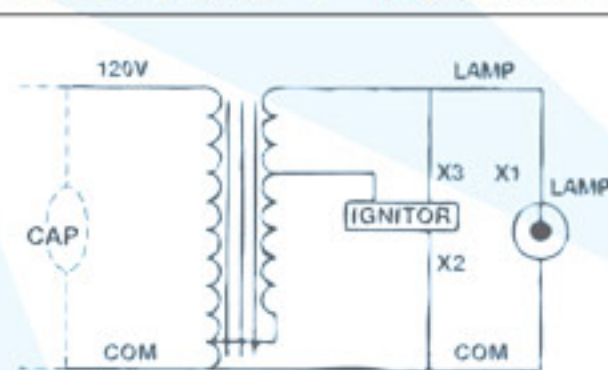


IGNITOR CAPACITOR

B-370-MT	250 HPS	250W	MULTI-TAP
B-390-MT	400 HPS	400W	MULTI-TAP
B-395-MT	1000 HPS	1000W	MULTI-TAP



# HIDMH BALLASTS




IGNITOR

B-450	50 MH	50W	120V
B-470	70 MH	70W	120V
B-500	100 MH	100W	120V
B-525	150 MH	150W	120V
B-575	175 MH	175W	120V







IGNITOR

CAPACITOR

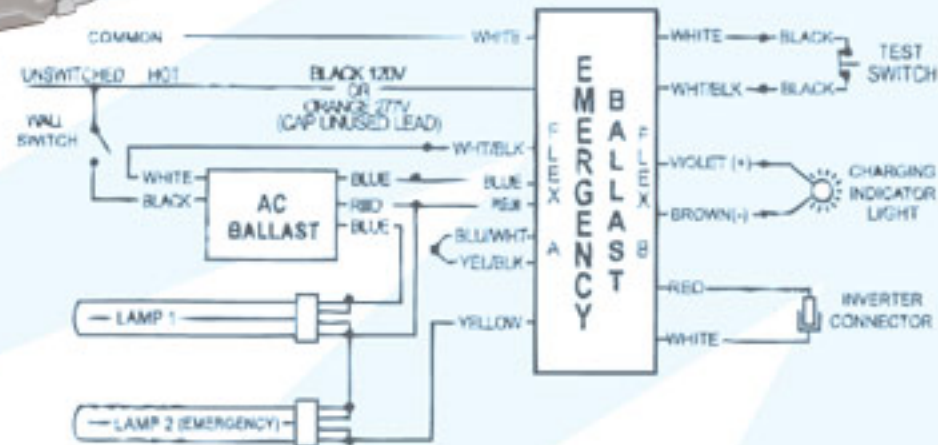
B-450-MT	50 MH	50W	MULTI-TAP
B-475-MT	70 MH	70W	MULTI-TAP
B-500-MT	100 MH	100W	MULTI-TAP
B-550-MT	150 MH	150W	MULTI-TAP



CAPACITOR

B-600-MT	175 MH	175W	MULTI-TAP
B-660-MT	250 MH	250W	MULTI-TAP
B-710-MT	400 MH	400W	MULTI-TAP
B-715-MT	1000 MH	1000W	MULTI-TAP

## EMERGENCY BALLAST



B-EMER1	2 x PL13	26W	120/277V
---------	----------	-----	----------



**HID  
FLUORESCENT**



**BULBS**



# COMPACT FLUORESCENT LAMPS



**DL-T3-CAN/27K**  
**DL-T3-CAN/64K**

SCREW-IN  
CANDELABRA BASE LAMP

DL-T3-CAN/27K	CAND.BASE	120V	3W	27K
DL-T3-CAN/64K	CAND.BASE	120V	3W	64K



**DL-T3-MED/27K**  
**DL-T3-MED/64K**

SCREW-IN  
MEDIUM BASE LAMP

DL-T3-MED/27K	MED.BASE	120V	3W	27K
DL-T3-MED/64K	MED.BASE	120V	3W	64K



**DL-S15-64K**

SPIRAL SCREW-IN  
MEDIUM BASE LAMP

DL-S15-64K	MED.BASE	120V	15W	64K
------------	----------	------	-----	-----



**DL-S23-41K**  
**DL-S23-64K**

SPIRAL SCREW-IN  
MEDIUM BASE LAMP

DL-S23-41K	MED.BASE	120V	23W	41K
DL-S23-64K	MED.BASE	120V	23W	64K



**DL-AT11W/27K**  
**DL-AT11W/64K**

A-19 SCREW-IN  
MEDIUM BASE LAMP

DL-AT11W/27K	MED.BASE	120V	11W	27K
DL-AT11W/64K	MED.BASE	120V	11W	64K



**DL-GB14-11/27K**  
**DL-GB14-11/64K**  
**DL-GB14-7/27K**  
**DL-GB14-7/64K**

GLOBE SCREW-IN  
MEDIUM BASE LAMP

DL-GB14-11/27K	MED.BASE	120V	11W	27K
DL-GB14-11/64K	MED.BASE	120V	11W	64K
DL-GB14-7/27K	MED.BASE	120V	7W	27K
DL-GB14-7/64K	MED.BASE	120V	7W	64K





**DL-P20/27K**  
**DL-P20/64K**  
**DL-P20W/R**  
**DL-P20W/G**  
**DL-P20W/B**

R20 TYPE SCREW-IN  
 MEDIUM BASE LAMP  
 AVAILABLE IN:  
 RED, GREEN AND BLUE



DL-P20W/27K	R20	120V	5W	27K
DL-P20W/64K	R20	120V	5W	64K
DL-P20W/R	R20	120V	9W	RED
DL-P20W/G	R20	120V	9W	GREEN
DL-P20W/B	R20	120V	9W	BLUE

**DL-PAR38-20W/27K**  
**DL-PAR38-20W/64K**  
**DL-PAR38-20W-R**  
**DL-PAR38-20W-G**  
**DL-PAR38-20W-B**

PAR38 TYPE SCREW-IN  
 MEDIUM BASE LAMP

AVAILABLE IN:  
 RED, GREEN AND BLUE



DL-PAR38-20W/27K	PAR38	120V	20W	27K
DL-PAR38-20W/64K	PAR38	120V	20W	64K
DL-PAR38-20W-R	PAR38	120V	20W	RED
DL-PAR38-20W-G	PAR38	120V	20W	GREEN
DL-PAR38-20W-B	PAR38	120V	20W	BLUE

**DL-PAR30-27K**  
**DL-PAR30-64K**

PAR30 TYPE SCREW-IN  
 MEDIUM BASE LAMP



DL-PAR30-18/27K	PAR30	120V	18W	27K
DL-PAR30-18/64K	PAR30	120V	18W	64K

**DL-P40-18/27K**  
**DL-P40-18/64K**

R40 TYPE SCREW-IN  
 MEDIUM BASE LAMP



DL-PAR40-18/27K	R40	120V	18W	27K
DL-PAR40-18/64K	R40	120V	18W	64K

**DL-P30-18/27K**  
**DL-P30-18/64K**

R30 TYPE SCREW-IN  
 MEDIUM BASE LAMP



DL-P30-27K	R30	120V	18W	27K
DL-P30-64K	R30	120V	18W	64K

**DL-P50**

PAR50 TYPE SCREW-IN  
 MEDIUM BASE LAMP



DL-P50	PAR50	120V	15W	64K
--------	-------	------	-----	-----







**DL-TB18/64K**

SCREW-IN  
MEDIUM BASE LAMP

DL-TB18/64K MED.BASE 120V 18W 64K



**DL-TB26/64K**

SCREW-IN  
MEDIUM BASE LAMP

DL-TB26/64K MED.BASE 120V 26W 64K



**DL-TB32/64K**

SCREW-IN  
MEDIUM BASE LAMP

DL-TB32/64K MED.BASE 120V 32W 64K



**DL-TB50/64K**

SCREW-IN  
MEDIUM BASE LAMP

DL-TB50/64K MED.BASE 120V 50W 64K



**DL-Q 9/27K  
DL-Q 9/41K  
DL-Q 9/64K  
DL-Q13/27K  
DL-Q13/41K  
DL-Q13/64K**

QUAD FLUORESCENT  
TWO-PIN LAMP

DL-Q 9/27K	2-PIN	QUAD CFL	120V	9W	27K
DL-Q 9/41K	2-PIN	QUAD CFL	120V	9W	41K
DL-Q 9/64K	2-PIN	QUAD CFL	120V	9W	64K
DL-Q13/27K	2-PIN	QUAD CFL	120V	13W	27K
DL-Q13/41K	2-PIN	QUAD CFL	120V	13W	41K
DL-Q13/64K	2-PIN	QUAD CFL	120V	13W	64K



**DL-Q26/27K  
DL-Q26/41K  
DL-Q26/64K  
DL-Q32/27K  
DL-Q32/41K  
DL-Q32/64K**

QUAD FLUORESCENT  
FOUR-PIN LAMP

DL-Q26/64K	4-PIN	QUAD CFL	120V	26W	27K
DL-Q26/64K	4-PIN	QUAD CFL	120V	26W	41K
DL-Q26/64K	4-PIN	QUAD CFL	120V	26W	64K
DL-Q32/64K	4-PIN	QUAD CFL	120V	32W	27K
DL-Q32/64K	4-PIN	QUAD CFL	120V	32W	41K
DL-Q32/64K	4-PIN	QUAD CFL	120V	32W	64K



DL-5/27K  
DL-5/41K  
DL-5/64K

PL5 TWO-PIN LAMP

DL-5/27K	PL5	120V	5W	27K
DL-5/41K	PL5	120V	5W	41K
DL-5/64K	PL5	120V	5W	64K



DL-22/27K  
DL-22/41K  
DL-32/27K  
DL-32/41K

CIRCLINE FLUORESCENT LAMP

DL-22/27K	FC 8T9	120V	22W	27K
DL-22/41K	FC 8T9	120V	22W	41K
DL-32/27K	FC12T9	120V	32W	27K
DL-32/41K	FC12T9	120V	32W	41K



DL-7/27K  
DL-7/41K  
DL-7/64K  
DL-7/R  
DL-7/G  
DL-7/B

PL7 TWO-PIN LAMP

AVAILABLE IN:  
RED, GREEN, BLUE

DL-7/27K	PL7	120V	7W	27K
DL-7/41K	PL7	120V	7W	41K
DL-7/64K	PL7	120V	7W	64K
DL-7/R	PL7	120V	7W	RED
DL-7/G	PL7	120V	7W	GREEN
DL-7/B	PL7	120V	7W	BLUE



DL-7/27K  
DL-7/41K  
DL-7/64K

DL-7/R

DL-7/G

DL-7/B

DL-9/27K  
DL-9/41K  
DL-9/64K  
DL-9/R  
DL-9/G  
DL-9/B  
DL-9/BB

PL9 TWO-PIN LAMP

AVAILABLE IN:  
RED, GREEN, BLUE AND BLUE-BLACK

DL-9/27K	PL9	120V	9W	27K
DL-9/41K	PL9	120V	9W	41K
DL-9/64K	PL9	120V	9W	64K
DL-9/R	PL9	120V	9W	RED
DL-9/G	PL9	120V	9W	GREEN
DL-9/B	PL9	120V	9W	BLUE
DL-9/BB	PL7	120V	9W	BLUE-BLACK



DL-9/27K  
DL-9/41K  
DL-9/64K

DL-9/R

DL-9/G

DL-9/B

DL-9/BB







DL-13-27K  
DL-13-41K  
DL-13-64K  
DL-13-R  
DL-13-G  
DL-13-B  
DL-13-BB

PL13 TWO-PIN LAMP  
AVAILABLE IN:  
RED, GREEN, BLUE, BLUE-BLACK

DL-13/27K  
DL-13/41K  
DL-13/64K

DL-13/R

DL-13/G

DL-13/B

DL-13/BB

DL-13/27K	PL13	120V	13W	27K
DL-13/41K	PL13	120V	13W	41K
DL-13/64K	PL13	120V	13W	64K
DL-13/R	PL13	120V	13W	RED
DL-13/G	PL13	120V	13W	GREEN
DL-13/B	PL13	120V	13W	BLUE
DL-13/BB	PL13	120V	13W	BLUE-BLACK

## SIGN LAMPS

DL-F14T5-64K FOR DF9400

DL-F21T5-64K FOR DF9401

DL-F28T5/64K FOR DF9402

DL-F14T5/64K	FL TUBE	120V	14W	64K
DL-F21T5/64K	FL TUBE	120V	21W	64K
DL-F28T5/64K	FL TUBE	120V	28W	64K

## UNDER CABINET LAMPS

DL-DFU 8/27	FL TUBE	120V	13W	27K
DL-DFU 13/27	FL TUBE	120V	13W	27K
DL-DFU 13/64	FL TUBE	120V	13W	64K
DL-DFU 16/27	FL TUBE	120V	16W	27K
DL-DFU 16/64	FL TUBE	120V	16W	64K
DL-DFU 20/64	FL TUBE	120V	20W	64K

DL-F 6T5CW	FL TUBE	120V	20W	41K
DL-F 3T5CW	FL TUBE	120V	3W	41K
DL-F 8T5CW	FL TUBE	120V	8W	41K
DL-F 13T5CW	FL TUBE	120V	13W	41K

DL-DFU13

DL-DFU16 FOR DUF-16

DL-DFU20 FOR DUF-20

DL-F6T5CW

DL-F8T5CW

DL-F13T5CW



# MH LAMPS



DL-PAR38- 70MH WHITE  
 DL-PAR38- 70MH -R RED  
 DL-PAR38- 70MH -G GREEN  
 DL-PAR38- 70MH -B BLUE  
 DL-PAR38- 100MH WHITE  
 DL-PAR38- 100MH -R RED  
 DL-PAR38- 100MH -G GREEN  
 DL-PAR38- 100MH -B BLUE

SCREW-IN  
 MH MEDIUM BASE LAMP

DL-PAR38- 70 MH	MED.BASE	120V	70W
DL-PAR38- 70 MH-R	MED.BASE	120V	70W
DL-PAR38- 70 MH-G	MED.BASE	120V	70W
DL-PAR38- 70 MH-B	MED.BASE	120V	70W
DL-PAR38- 100 MH	MED.BASE	120V	100W
DL-PAR38- 100 MH-R	MED.BASE	120V	100W
DL-PAR38- 100 MH-G	MED.BASE	120V	100W
DL-PAR38- 100 MH-B	MED.BASE	120V	100W



DL-MH 175  
 DL-MH 250  
 DL-MH 400  
 DL-MH 1000

SCREW-IN MH  
 MOGUL BASE LAMP

DL-MH 175	MOG.BASE	120V	175W
DL-MH 250	MOG.BASE	120V	250W
DL-MH 400	MOG.BASE	120V	400W
DL-MH 1000	MOG.BASE	120V	1000W



DL-MH 70/G12  
 DL-MH 100/G12  
 DL-MH 150/G12

MH T6  
 TWO-PIN BASE LAMP

DL-MH 70/G12	G12	2-PIN BASE	120V	70W
DL-MH 100/G12	G12	2-PIN BASE	120V	100W
DL-MH 150/G12	G12	2-PIN BASE	120V	150W





# MH LAMPS



DL-MH 70/DE  
DL-MH100/DE  
DL-MH150/DE

MH  
DOUBLE-ENDED BASE LAMP

DL-MH 70/DE	MH DE. BASE	120V	70W
DL-MH100/DE	MH DE. BASE	120V	100W
DL-MH150/DE	MH DE. BASE	120V	150W



DL-MH 50  
DL-MH 70  
DL-MH100  
DL-MH150  
DL-MH175

SCREW-IN MH  
MEDIUM BASE LAMP

DL-MH 50	MH MED. BASE	120V	50W
DL-MH 70	MH MED. BASE	120V	70W
DL-MH100	MH MED. BASE	120V	100W
DL-MH150	MH MED. BASE	120V	150W
DL-MH175	MH MED. BASE	120V	175W


# HPS LAMPS



DL-LU 100/MOG  
DL-LU 250/MOG  
DL-LU 400/MOG  
DL-LU1000/MOG

SCREW-IN HPS  
MOGUL BASE LAMP

DL-LU 100	HPS MOG.BASE	120V	100W
DL-LU 250	HPS MOG.BASE	120V	250W
DL-LU 400	HPS MOG.BASE	120V	400W
DL-LU 1000	HPS MOG.BASE	120V	1000W



DL-LU 70/DE  
DL-LU100/DE  
DL-LU150/DE

HPS  
DOUBLE-ENDED BASE LAMP

DL-LU 70/DE	HPS DE.BASE	120V	70W
DL-LU100/DE	HPS DE.BASE	120V	100W
DL-LU150/DE	HPS DE.BASE	120V	150W



DL-LU 35  
DL-LU 50  
DL-LU 70  
DL-LU 100  
DL-LU 150

SCREW-IN HPS  
MEDIUM BASE LAMP

DL-LU 35	HPS MED.BASE	120V	35W
DL-LU 50	HPS MED.BASE	120V	50W
DL-LU 70	HPS MED.BASE	120V	70W
DL-LU 100	HPS MED.BASE	120V	100W
DL-LU 150	HPS MED.BASE	120V	150W



# LED LAMPS



**DL-TB-LED/72/W**

LED TYPE, 72 LEDS  
SCREW-IN MEDIUM BASE LAMP

DL-TB-LED/72/W	TUBE	120V	5.8W	50.000 HR
----------------	------	------	------	-----------



**DL-PAR38-LED/90**

PAR38 TYPE, 90 LEDS  
SCREW-IN MEDIUM BASE LAMP

DL-PAR38-LED/90	PAR38	120V	6W	50.000 HR
-----------------	-------	------	----	-----------




**DL-PAR16-LED/24/120**

PAR16 TYPE, 24 LEDS  
SCREW-IN MEDIUM BASE LAMP

DL-PAR16-LED/24/120	PAR16	120V	1.6W	50.000 HR
---------------------	-------	------	------	-----------

# QUARTZ LAMPS



- DL-J 78-100
- DL-J 78-150
- DL-J 78-250
- DL-J 118-150
- DL-J 118-200
- DL-J 118-300
- DL-J 118-500

RECESSED SINGLE CONTACT  
HALOGEN J-TYPE LAMP

DL-J 78-100	J-TYPE LAMP	120V	100W	78MM
DL-J 78-150	J-TYPE LAMP	120V	150W	78MM
DL-J 78-250	J-TYPE LAMP	120V	250W	78MM
DL-J 118-150	J-TYPE LAMP	120V	150W	118MM
DL-J 118-200	J-TYPE LAMP	120V	200W	118MM
DL-J 118-300	J-TYPE LAMP	120V	300W	118MM
DL-J 118-500	J-TYPE LAMP	120V	500W	118MM





# REPLACEMENT PARTS



P-GLB-50  
P-GLB-51

ACRYLIC DRUM DIFFUSER

P-GLB-50	11"	ACRYLIC DRUM DIFFUSER
P-GLB-51	14"	ACRYLIC DRUM DIFFUSER



P-GLB-52  
P-GLB-53

ACRYLIC DOME DIFFUSER

P-GLB-52	11"	ACRYLIC DOME DIFFUSER
P-GLB-53	14"	ACRYLIC DOME DIFFUSER



P-GLB-506

6" ACRYLIC GLOBE

P-GLB-506 6" ACRYLIC GLOBE W/3-1/16" THREADED NECK



P-SCT-HID/MED  
P-SCT-HID/MOG

MEDIUM AND  
MOGUL BASE SOCKET


P-SCT-HID/MED	5KV	HID	MEDIUM SOCKET
P-SCT-HID/MOG	5KV	HID	MOGUL SOCKET



P-11

FEMALE BOX COVERS

P-11	ROUND BOX COVER	ONE HOLE
P-11-2	ROUND BOX COVER	TWO HOLES



P-12

FEMALE BOX COVER

P-12	RECTANGLE BOX COVER	ONE HOLE
------	---------------------	----------



P-SCT-PL13-SNAPIN  
P-SCT-PL13-VER  
P-SCT-PL 9-VER

VERTICAL PL SOCKETS

P-SCT-PL 9-VER	VERTICAL PL	2-BIN	120V
P-SCT-PL13-VER	VERTICAL PL	2-BIN	120V
P-SCT-PL13-SNAPIN	VERTICAL PL	2-BIN	120V



P-SCT-PL13-HOR  
P-SCT-PL 9-HOR

HORIZONTAL PL SOCKETS

P-SCT-PL 9-HOR	HORIZONTAL PL	2-BIN	120V
P-SCT-PL 13-HOR	HORIZONTAL PL	2-BIN	120V



P-SCT-Q-DE78MM  
P-SCT-Q-DE118MM

DOUBLE-ENDED QUARTZ  
HALOGEN SOCKETS

P-SCT-Q-DE 78MM	QUARTZ SOCKET	78MM/DE	120V
P-SCT-Q-DE 118MM	QUARTZ SOCKET	118MM/DE	120V



P-HID/DE120MM  
P-HID/DE130MM

DOUBLE-ENDED  
HID MH/HPS SOCKETS

P-HID/DE120MM	HID SOCKET	120MM/DE	120V
P-HID/DE130MM	HID SOCKET	130MM/DE	120V



**NOTES:**







  
**DABMAR**  
L I G H T I N G

2140 Eastman Ave . Oxnard, CA . 93030 . T: 805.604.9090 . F: 805.604.9050 . [www.Dabmar.com](http://www.Dabmar.com)

REPRODUCTION OF ALL OR ANY PART OF THIS CATALOG WITHOUT THE EXPRESSED WRITTEN CONSENT  
OR PERMISSION OF DABMAR LIGHTING INCORPORATED IS STRICTLY PROHIBITED AND FORBIDDEN

